Grade 3 | Unit 8

Systems and Senses: The Human Body

Pausing Point Activity Pages

Amplify CKLA | Core Knowledge®

© 2015 The Core Knowledge Foundation and its licensors
www.coreknowledge.org

Revised and additional material
© 2026 Amplify Education, Inc. and its licensors
www.amplify.com

All Rights Reserved.

Core Knowledge Language Arts and CKLA are trademarks of the Core Knowledge Foundation.

Trademarks and trade names are shown in this book strictly for illustrative and educational purposes and are the property of their respective owners. References herein should not be regarded as affecting the validity of said trademarks and trade names.

Grade 3

Systems and Senses: The Human Body

NAME: _____

DATE: _____

PP.1 **Activity Page**

Write words and phrases and/or draw pictures of the different human body systems and senses.

KWL Chart: Human Body Systems

Skeletal System

K	W	L

KWL Chart: Human Body Systems

Muscular System

K	W	L

NAME: _____

DATE: _____

PP.1 CONTINUED

Activity Page

KWL Chart: Human Body Systems

Nervous System

K	W	L

KWL Chart: Human Body Systems

Eyes

K	W	L

NAME: _____

DATE: _____

PP.1 CONTINUED

Activity Page

KWL Chart: Human Body Systems

Ears

K	W	L

NAME: _____

DATE: _____

PP.2

Activity Page

Fill in the labels for the parts of the eye using the words in the box.

cornea	iris	pupil
optic nerve	retina	lens

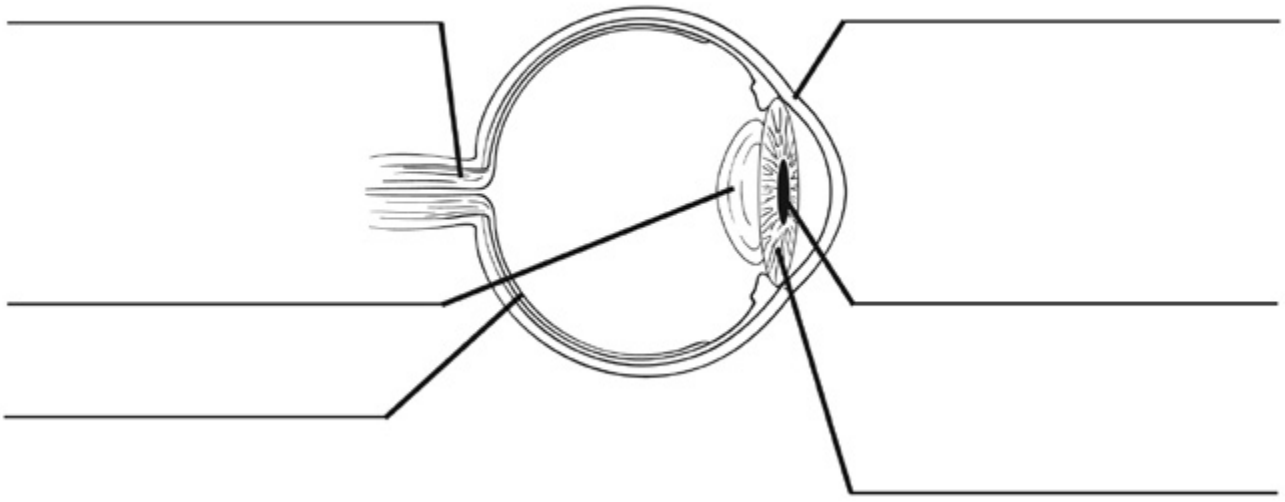

NAME: _____

DATE: _____

PP.3

Activity Page

Label the diagram of the human ear using the words in the box.

ear canal	sound wave	eardrum
ear bones	auditory nerve	cochlea

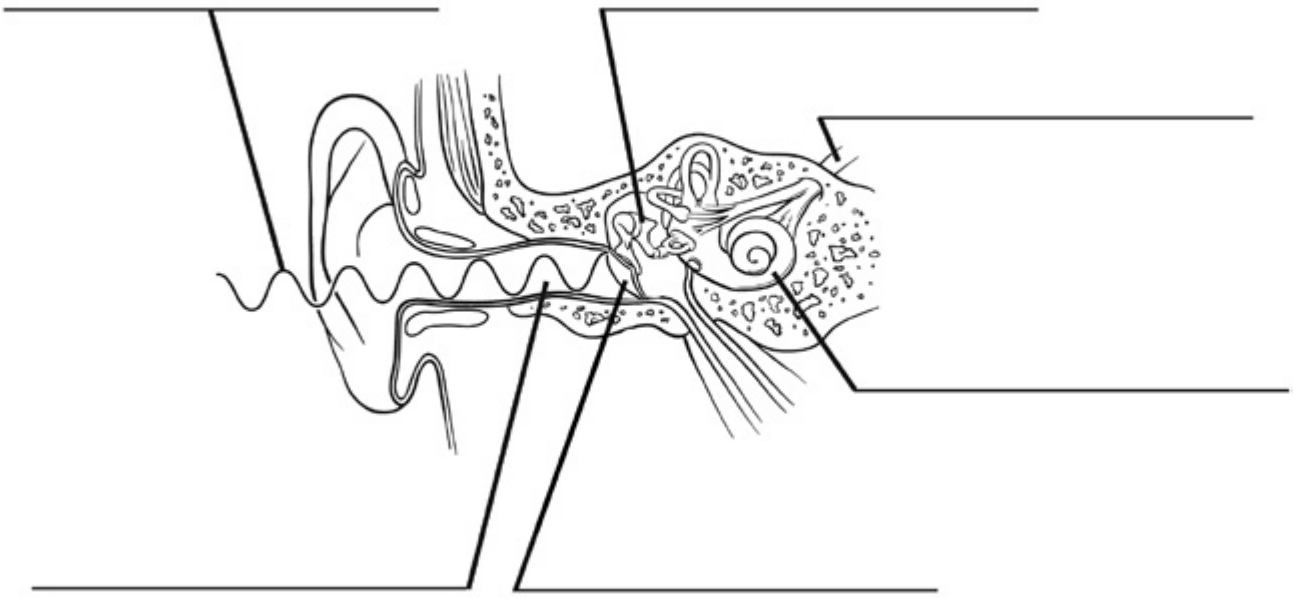

Grade 3

Answer Key

PAUSING POINT ANSWER KEY

NAME: _____

DATE: _____

PP.1 **Activity Page**

Write words and phrases and/or draw pictures of the different human body systems and senses.

KWL Chart: Human Body Systems

Skeletal System

K	W	L
Answers may vary.	Answers may vary.	Answers may vary.

Unit 8 Pausing Point Activity Pages 3

KWL Chart: Human Body Systems

Muscular System

K	W	L
Answers may vary.	Answers may vary.	Answers may vary.

4 Unit 8 Pausing Point Activity Pages

NAME: _____

DATE: _____

PP.1 CONTINUED **Activity Page**

KWL Chart: Human Body Systems

Nervous System

K	W	L
Answers may vary.	Answers may vary.	Answers may vary.

Unit 8 Pausing Point Activity Pages 5

KWL Chart: Human Body Systems

Eyes

K	W	L
Answers may vary.	Answers may vary.	Answers may vary.

6 Unit 8 Pausing Point Activity Pages

NAME: _____

DATE: _____

PP.1 CONTINUED **Activity Page**

KWL Chart: Human Body Systems

Ears

K	W	L
Answers may vary.	Answers may vary.	Answers may vary.

NAME: _____

DATE: _____

PP.2 **Activity Page**

Fill in the labels for the parts of the eye using the words in the box.

cornea	iris	pupil
optic nerve	retina	lens

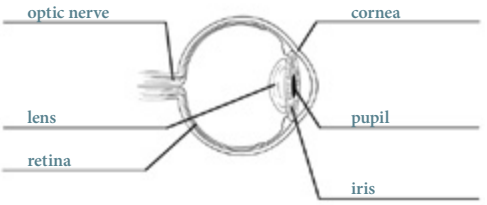

NAME: _____

DATE: _____

PP.3 **Activity Page**

Label the diagram of the human ear using the words in the box.

ear canal	sound wave	eardrum
ear bones	auditory nerve	cochlea

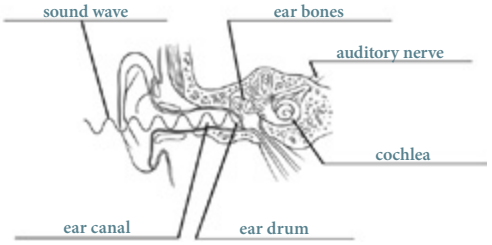

Acknowledgements

We are grateful to the many contributors to CKLA over the years, including:

Amplify staff and contributors, who have worked on this edition of CKLA as well as prior editions of CKLA. This product reflects their expertise, passion, and dedication.

The Core Knowledge Foundation, which developed the first edition of CKLA over many years. This includes Core Knowledge Foundation staff as well as countless contributors, educators, and students who field-tested CKLA and provided invaluable feedback in its development.

Educators across the country who have provided essential feedback on previous editions of CKLA, helping us to make the program better for teachers and students.

Credits

Every effort has been taken to trace and acknowledge copyrights. The editors tender their apologies for any accidental infringement where copyright has proved untraceable. They would be pleased to insert the appropriate acknowledgment in any subsequent edition of this publication. Trademarks and trade names are shown in this publication for illustrative purposes only and are the property of their respective owners. The references to trademarks and trade names given herein do not affect their validity.

All photographs are used under license from Shutterstock, Inc. unless otherwise noted.

Illustrators and Image Sources

[TK]

Regarding the Shutterstock items listed above, please note: “No person or entity shall falsely represent, expressly or by way of reasonable implication, that the content herein was created by that person or entity, or any person other than the copyright holder(s) of that content.”