Grade 2

Knowledge 6

Activity Book

Amplify CKLA | Core Knowledge®

ISBN 979-8-89180-095-3

© 2015 The Core Knowledge Foundation and its licensors
www.coreknowledge.org

Revised and additional material
© 2026 Amplify Education, Inc. and its licensors
www.amplify.com

All Rights Reserved.

Core Knowledge Language Arts and CKLA are trademarks of the Core Knowledge Foundation.

Trademarks and trade names are shown in this book strictly for illustrative and educational purposes and are the property of their respective owners. References herein should not be regarded as affecting the validity of said trademarks and trade names.

Printed in the USA
01 LSC 2024

Knowledge 6

A House Divided: The American Civil War

NAME: _____

DATE: _____

1.1 **Activity Page**

Slavery	Freedom
• Enslaved people were forced to work difficult jobs that often required a lot of skill. • They were not paid for their work. • They were not free to make their own decisions. • Families were often broken up into different households on different plantations. • They helped each other so it made their lives less hard and less sad.	• Answers may vary.

NAME: _____

DATE: _____

1.2 **Activity Page**

Directions: Use this paper for your writing and drawing. Remember to write complete sentences that begin with a capital letter and end with the correct punctuation.

NAME: _____

DATE: _____

2.1 **Activity Page**

"Follow the Drinking Gourd"

Chorus:

Follow the drinking gourd
Follow the drinking gourd
For the old man is a waitin'
For to carry you to freedom
Follow the drinking gourd

Verses:

When the sun comes up
And the first Quail calls
Follow the drinking gourd
For the old man is a waitin'
For to carry you to freedom
Follow the drinking gourd

The riverbank will make a mighty good road
The dead trees show you the way
Left foot, peg foot travelin' on
Following the drinking gourd

The river ends between two hills
Follow the drinking gourd
There's another river on the other side
Follow the drinking gourd

NAME: _____

DATE: _____

2.2 **Activity Page**

Directions: Use this paper for your writing and drawing. Remember to write complete sentences that begin with a capital letter and end with the correct punctuation.

NAME: _____

DATE: _____

3.1 **Activity Page**

Directions: Follow the teacher's instructions to show what you learned about the North and the South by drawing or writing in each column.

the North	the South
• smaller farms • grew corn and wheat and other things to feed people and animals • did not have slavery • economy based on factories and manufacturing things, such as steel • had access to railroads and shipping ports • workers in northern factories often had hard work, harsh bosses, and pitiful pay • had a growing number of abolitionists	• had slavery • economy based on agriculture, or farming • grew cotton, sugar, and tobacco • sold crops to people in the North and to Great Britain

NAME: _____

DATE: _____

3.2 **Activity Page**

Directions: Use this paper for your writing and drawing. Remember to write complete sentences that begin with a capital letter and end with the correct punctuation.

NAME: _____

DATE: _____

4.1 **Activity Page**

Directions: Use this paper for your writing and drawing. Remember to write complete sentences that begin with a capital letter and end with the correct punctuation.

NAME: _____

DATE: _____

5.1 Activity Page

Directions: Look at the map of the United States at the beginning of the Civil War. Use the map key to locate and then color the states of the Union blue, the states of the Confederacy gray, and the border states green.

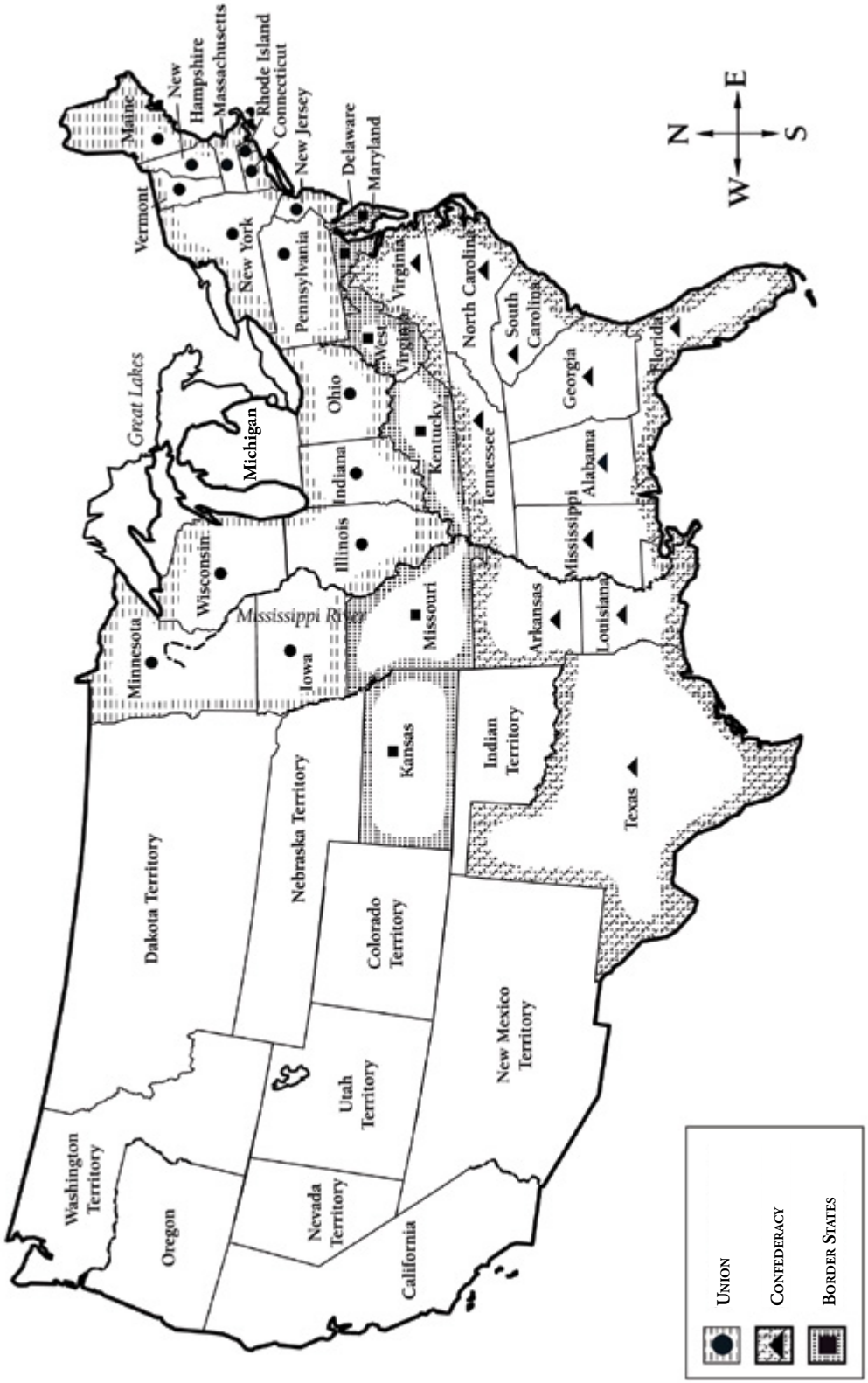

NAME: _____

DATE: _____

5.2 **Activity Page**

Directions: Use this paper for your writing and drawing. Remember to write complete sentences that begin with a capital letter and end with the correct punctuation.

NAME: _____

DATE: _____

7.1 **Activity Page**

Informative Writing Graphic Organizer

Answers may vary but may include:

Topic: Battle of Gettysburg

Topic Sentence: The Battle of Gettysburg was a turning point in the Civil War.

Fact 1: Robert E. Lee became the leader of the Confederate army to defend Virginia and to uphold slavery.

Fact 2: Joseph De Castro captured the Confederate flag during Pickett's Charge.

Fact 3: The Union army was victorious at the Battle of Gettysburg.

Conclusion: The Battle of Gettysburg was a bloody battle that ended as a catastrophe for the Confederate Army.

NAME: _____

DATE: _____

7.2 **Activity Page**

Directions: Use this paper for your writing and drawing. Remember to write complete sentences that begin with a capital letter and end with the correct punctuation.

NAME: _____

DATE: _____

8.1 **Activity Page**

Directions: Use this paper for your writing and drawing. Remember to write complete sentences that begin with a capital letter and end with the correct punctuation.

NAME: _____

DATE: _____

9.1 **Activity Page**

Directions: Use this paper for your writing and drawing. Remember to write complete sentences that begin with a capital letter and end with the correct punctuation.

NAME: _____

DATE: _____

10.1 **Activity Page**

Informative Writing Graphic Organizer

Answers may vary but may include:

Topic: Abraham Lincoln			
Topic Sentence: Abraham Lincoln had a big impact on the Civil War.			
Fact 1: Abraham Lincoln was the 16th president.	**Fact 2:** Lincoln was called "Honest Abe."	**Fact 3:** Lincoln thought slavery was wrong.	
Conclusion: Abraham Lincoln played an important role as president during the American Civil War.			

NAME: _____

DATE: _____

11.1 Activity Page

Directions: Look at the map. Use the key to answer the questions. Make sure to write a complete sentence to answer each question.

1. In which states were there major Civil War battles?

Pennsylvania, Maryland, Virginia, Kentucky, Tennessee, Georgia, Alabama, and Mississippi

2. Which state had the most major battles?

Virginia

3. Where and when did General Lee surrender to General Grant?

Appomattox Court House, Virginia, on April 9, 1865

NAME: _____

DATE: _____

11.2 **Activity Page**

Fact 1:

Fact 2:

Fact 3:

NAME: _____

DATE: _____

12.1 Activity Page

Students will check each box with an attached writing sample as evidence of completing each step of the checklist.

Directions: Listen to your teacher's directions about this checklist. Then look at your writing to see if you have ended each sentence with the correct punctuation and started each sentence with a capital letter. Then check to make sure you have each step of the cycle and a concluding sentence.

X	. ? !	Punctuation at the end of the sentence
X	T he cat ran.	Capital letter at the beginning of each sentence
X	Topic Sentence:	Harriet Tubman was an important conductor on the Underground Railroad.
X	Fact 1	Harriet Tubman was born an enslaved person.
X	Fact 2	She escaped to freedom but missed her family a lot.
X	Fact 3	Harriet helped many enslaved people escape and survive as free people.
X	☆ Concluding Sentence	Harriet lived the rest of her life fighting for women's rights and was a very important person in the history of the United States.

NAME: _____

DATE: _____

DR.1

Activity Page

Directions: These pictures show some important people, symbols, and events from the Civil War. Cut out the pictures. Think about the order in which things happened that involved these people, symbols, and events. When you are sure you have them in the correct order, glue or tape the pictures onto a separate piece of paper.

4

1

7



2



NAME: _____

DATE: _____

DR.1 CONTINUED

Activity Page

6



3

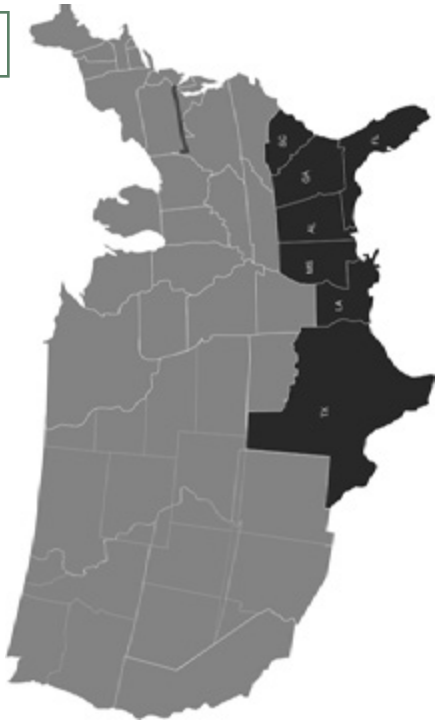

5

Acknowledgements

We are grateful to the many contributors to CKLA over the years, including:

Amplify staff and contributors, who have worked on this edition of CKLA as well as prior editions of CKLA. This product reflects their expertise, passion, and dedication.

The Core Knowledge Foundation, which developed the first edition of CKLA over many years. This includes Core Knowledge Foundation staff as well as countless contributors, educators, and students who field-tested CKLA and provided invaluable feedback in its development.

Educators across the country who have provided essential feedback on previous editions of CKLA, helping us to make the program better for teachers and students.

Credits

Every effort has been taken to trace and acknowledge copyrights. The editors tender their apologies for any accidental infringement where copyright has proved untraceable. They would be pleased to insert the appropriate acknowledgment in any subsequent edition of this publication. Trademarks and trade names are shown in this publication for illustrative purposes only and are the property of their respective owners. The references to trademarks and trade names given herein do not affect their validity.

All photographs are used under license from Shutterstock, Inc. unless otherwise noted.

Illustrators and Image Sources

5.1: Shutterstock; 11.1: Shutterstock; DR.1 (top left): Library of Congress, Prints and Photographs, LC-USZ62-19319; DR.1 (top right): Library of Congress, Prints and Photographs, LC-USZ62-7816; DR.1 (bottom right): Library of Congress, Prints and Photographs, LC-USZ62-7334; DR.1 (cont) (top right): Library of Congress, Prints and Photographs Division, LC-DIG-pga-02394 ; DR.1 (cont) (top left): Library of Congress, Prints and Photographs Division, LC-DIG-pga-02502; DR.1 (cont) (bottom right): Shutterstock; DA.1: Shutterstock

Regarding the Shutterstock items listed above, please note: “No person or entity shall falsely represent, expressly or by way of reasonable implication, that the content herein was created by that person or entity, or any person other than the copyright holder(s) of that content.”