Grade 2

Knowledge 4

Activity Book

Amplify CKLA | Core Knowledge®

ISBN 979-8-89180-095-3

Louis Stevenson, Robert. "Bed in Summer." *A Child's Garden of Verses*. 1885.

© 2015 The Core Knowledge Foundation and its licensors
www.coreknowledge.org

Revised and additional material
© 2026 Amplify Education, Inc. and its licensors
www.amplify.com

All Rights Reserved.

Core Knowledge Language Arts and CKLA are trademarks of the Core Knowledge Foundation.

Trademarks and trade names are shown in this book strictly for illustrative and educational purposes and are the property of the respective owners. References herein should not be regarded as affecting the validity of said trademarks and trade names.

Printed in the USA
01 LSC 2024

Grade 2

Our Planet: Cycles in Nature

NAME: _____

DATE: _____

1.1 **Activity Page**

Directions: Listen to your teacher's instructions and circle the correct answer.

1. When it is daytime for me, my town is facing

Toward the Sun

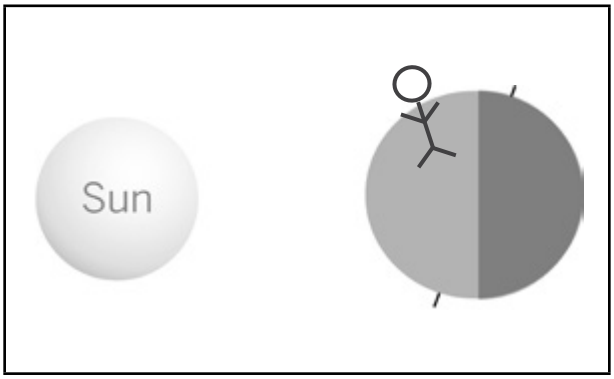

Away from the Sun

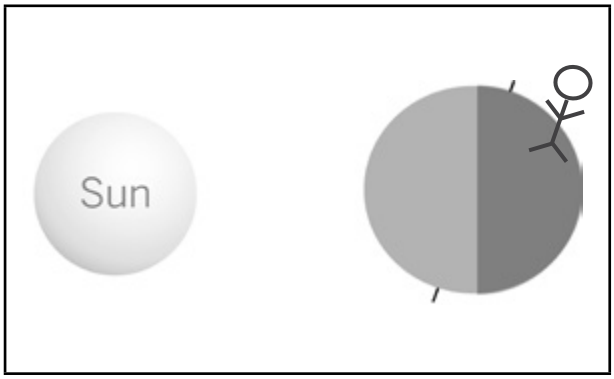

2. When it is nighttime for me, my town is facing

Toward the Sun

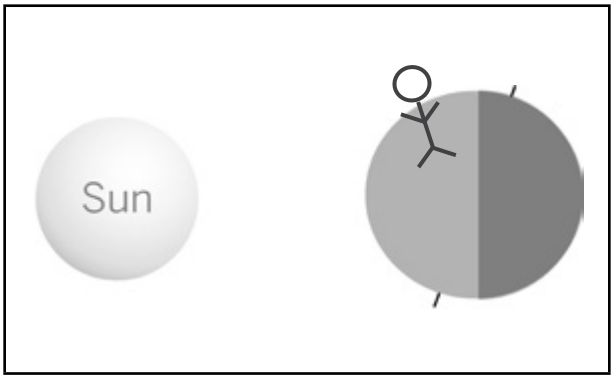

Away from the Sun

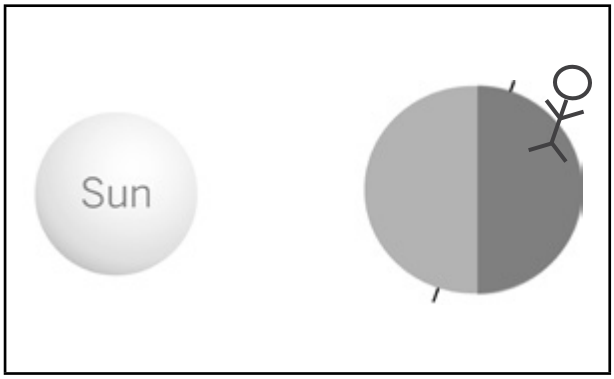

NAME: _____

DATE: _____

2.1 Activity Page

Directions: Listen to your teacher's instructions and identify winter and summer in the diagram.

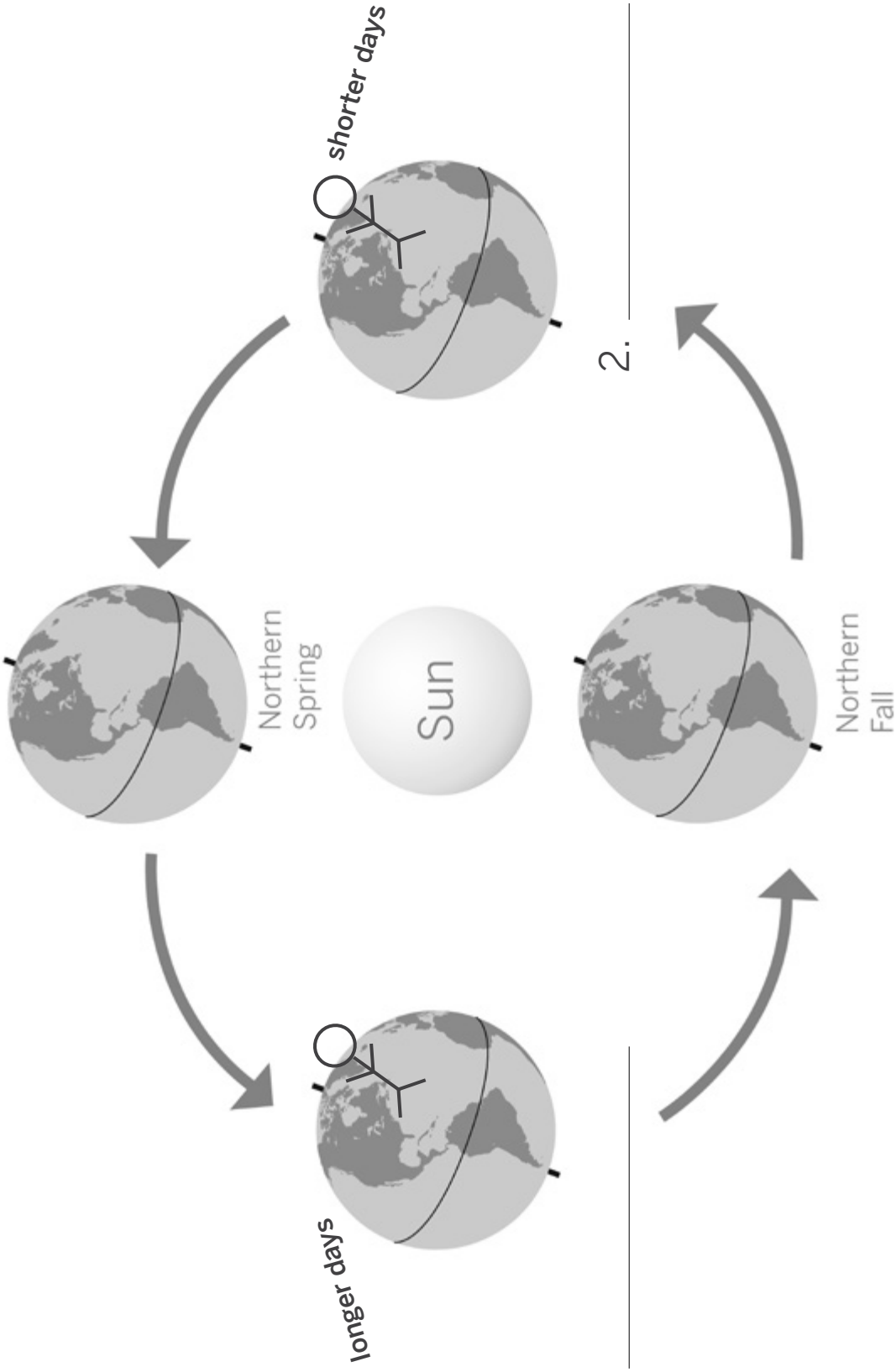

2. _____

1. _____

NAME: _____

DATE: _____

4.1 **Activity Page**

Directions: Cut out the pictures of the plant at various stages. Sequence the pictures, starting with the beginning of the plant life cycle. Then, glue or tape the pictures in the correct order onto a separate sheet of paper.

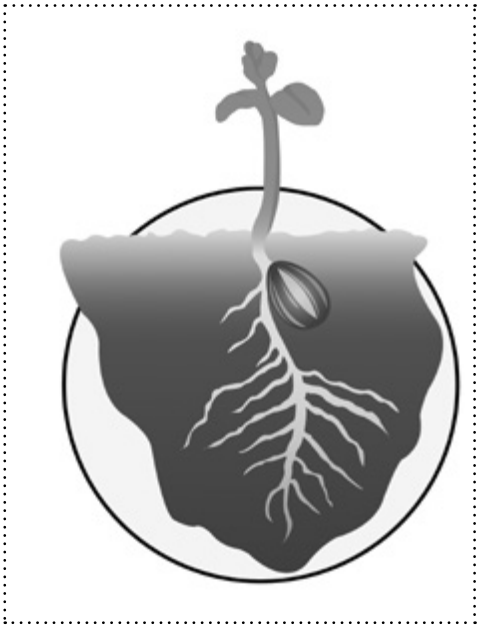

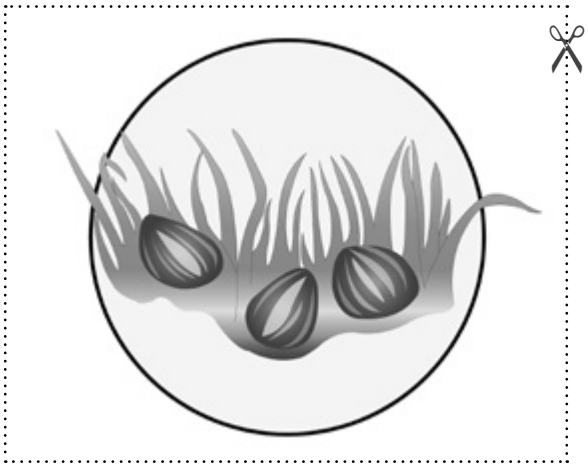



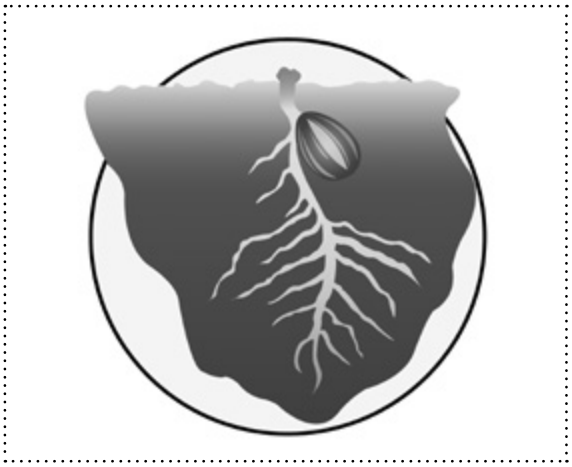

NAME: _____

DATE: _____

5.1 **Activity Page**

Directions: Pretend you are a tree. Complete the following statements from a tree's point of view.

I have many parts like _____

_____

_____

_____

When I am young _____

_____

_____

_____

_____

When I get a little bit older _____

_____

_____

_____

_____

When I am mature _____

_____

_____

_____

_____

NAME: _____

DATE: _____

7.1 **Activity Page**

Directions: Write one complete sentence in the first rectangle to introduce your paragraph. Write one complete sentence in the next four rectangles to explain the stages of the life cycle of a frog. Write one complete sentence in the last rectangle to conclude, or finish, your paragraph.

Introductory Sentence:

First . . .

Next . . .

Then . . .

Finally . . .

Concluding Sentence:

NAME: _____

DATE: _____

8.1 Activity Page

Directions: Color and cut out the pictures showing the different stages of metamorphosis for a monarch butterfly, and then sequence them in the correct order. Glue or tape the pictures onto drawing paper. Work with a partner to retell the stages of metamorphosis.



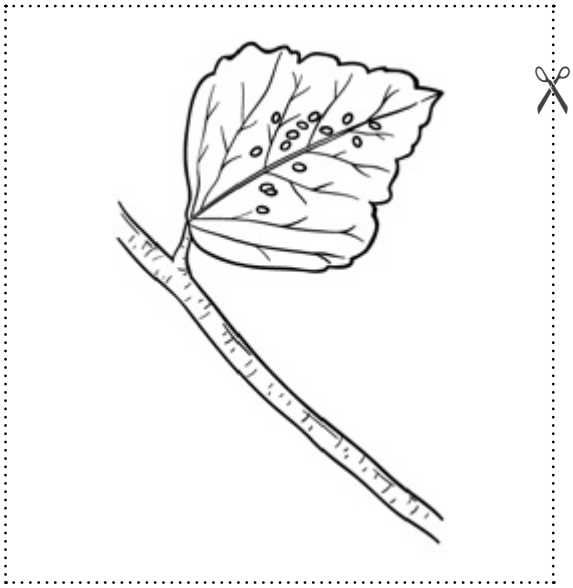

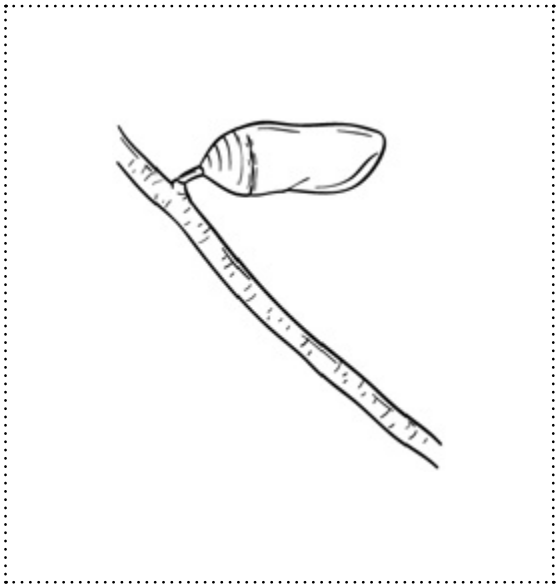

NAME: _____

DATE: _____

10.1 Activity Page

Directions: Listen to your teacher's directions about this checklist. Then look at your writing to see if you have ended each sentence with the correct punctuation and started each sentence with a capital letter. Then check to make sure you have each step of the cycle and a concluding sentence.

- [ ] . ? !
- [ ] T he cat ran.
- [ ] **Introductory Sentence:**
- [ ] **First**
- [ ] **Next**
- [ ] **Then**
- [ ] **Finally**
- [ ] **Concluding Sentence**

Acknowledgements

We are grateful to the many contributors to CKLA over the years, including:

Amplify staff and contributors, who have worked on this edition of CKLA as well as prior editions of CKLA. This product reflects their expertise, passion, and dedication.

The Core Knowledge Foundation, which developed the first edition of CKLA over many years. This includes Core Knowledge Foundation staff as well as countless contributors, educators, and students who field-tested CKLA and provided invaluable feedback in its development.

Educators across the country who have provided essential feedback on previous editions of CKLA, helping us to make the program better for teachers and students.

Knowledge 4

Credits

Every effort has been taken to trace and acknowledge copyrights. The editors tender their apologies for any accidental infringement where copyright has proved untraceable. They would be pleased to insert the appropriate acknowledgment in any subsequent edition of this publication. Trademarks and trade names are shown in this publication for illustrative purposes only and are the property of their respective owners. The references to trademarks and trade names given herein do not affect their validity.

All photographs are used under license from Shutterstock, Inc. unless otherwise noted.

Illustrators and Image Sources

1.1: Core Knowledge Staff; 2.1: Shutterstock; 4.1: Core Knowledge Staff; PP.1: Core Knowledge Staff; 8.1: Shutterstock; DA.1: Shutterstock; DA.3: Shutterstock; DA.3 (hen): Core Knowledge Staff

Regarding the Shutterstock items listed above, please note: "No person or entity shall falsely represent, expressly or by way of reasonable implication, that the content herein was created by that person or entity, or any person other than the copyright holder(s) of that content."