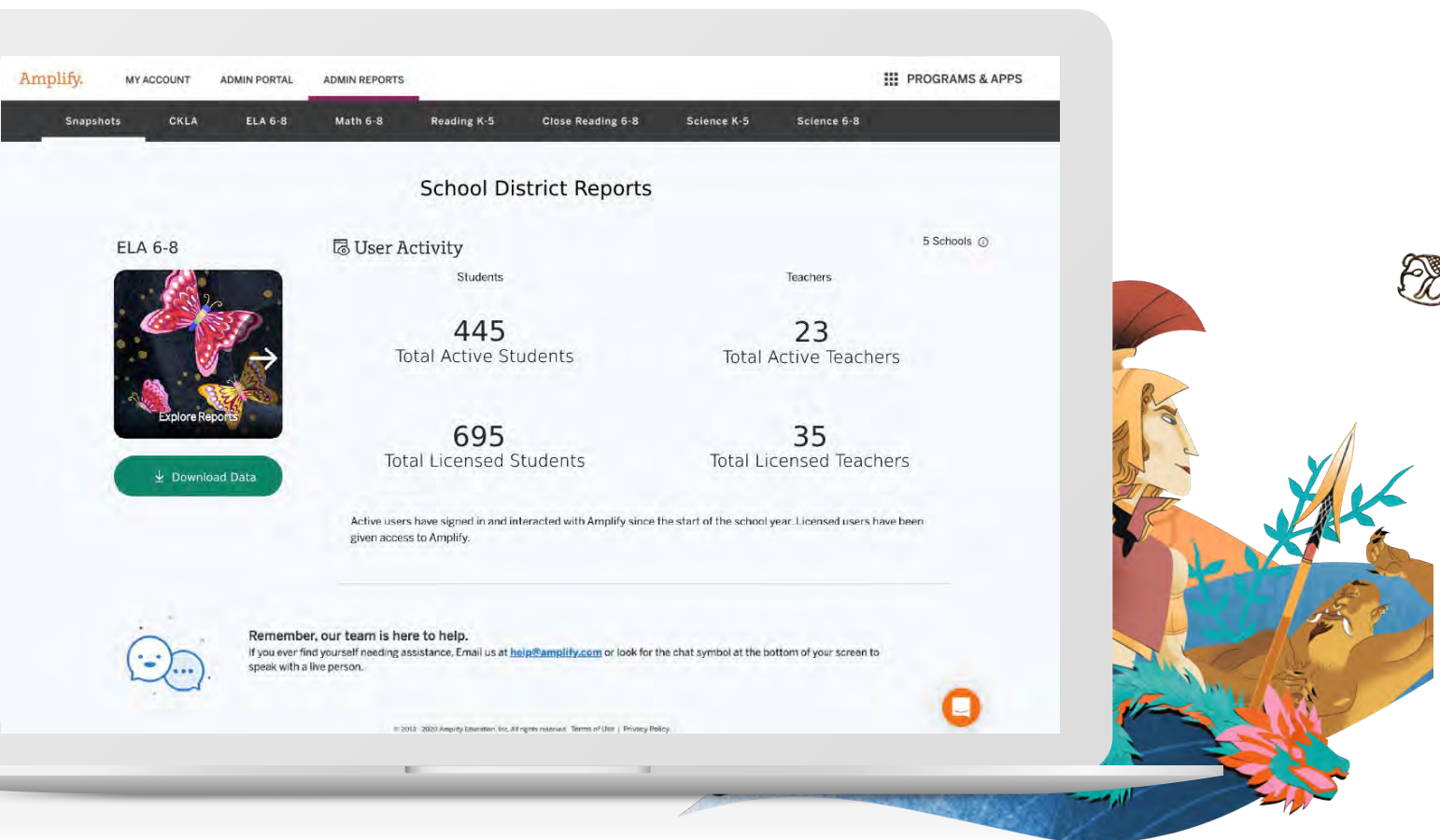


# Administrator Reports



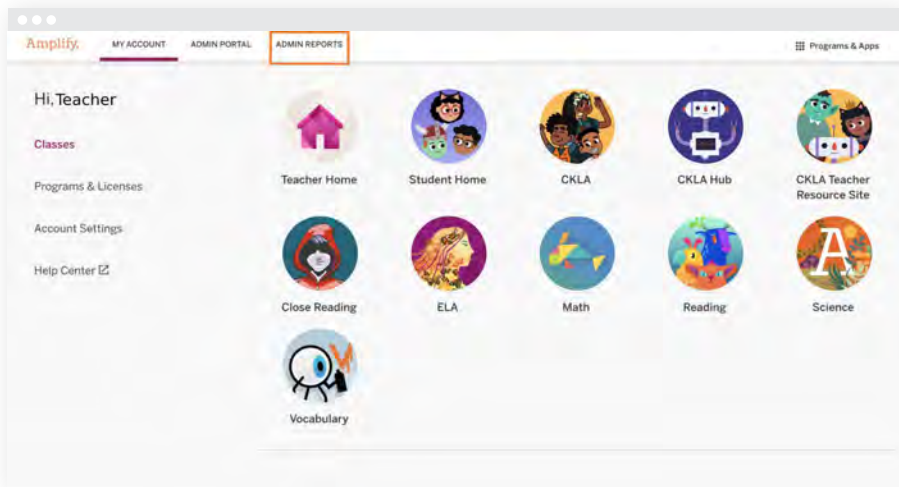


Amplify.

# Administrator Reports for ELA

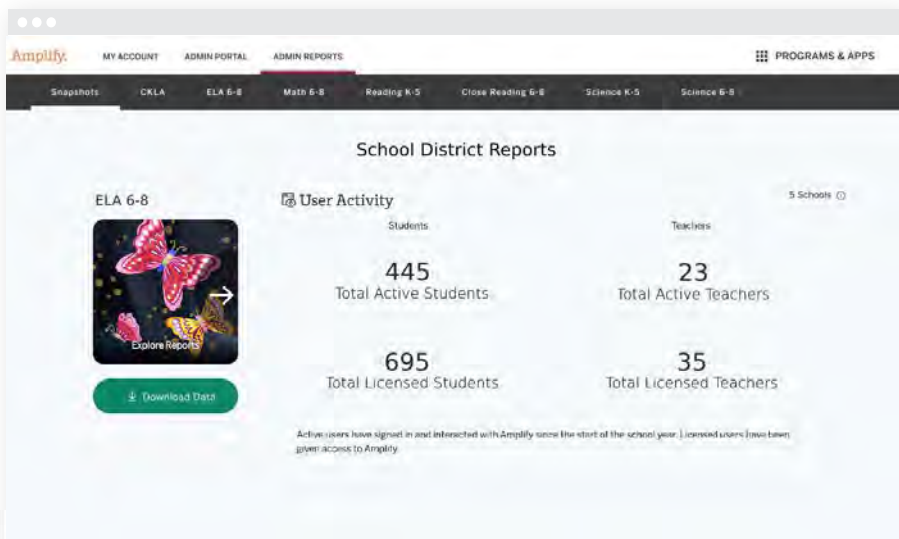
Self-service Administrator Reports for Amplify ELA 6–8 allow administrators to see an overview of teacher and student usage and student performance data by unit or skill for the current school year. Detailed assessment data report views are available for download. Administrator reports are updated every 24 hours.

## How to access



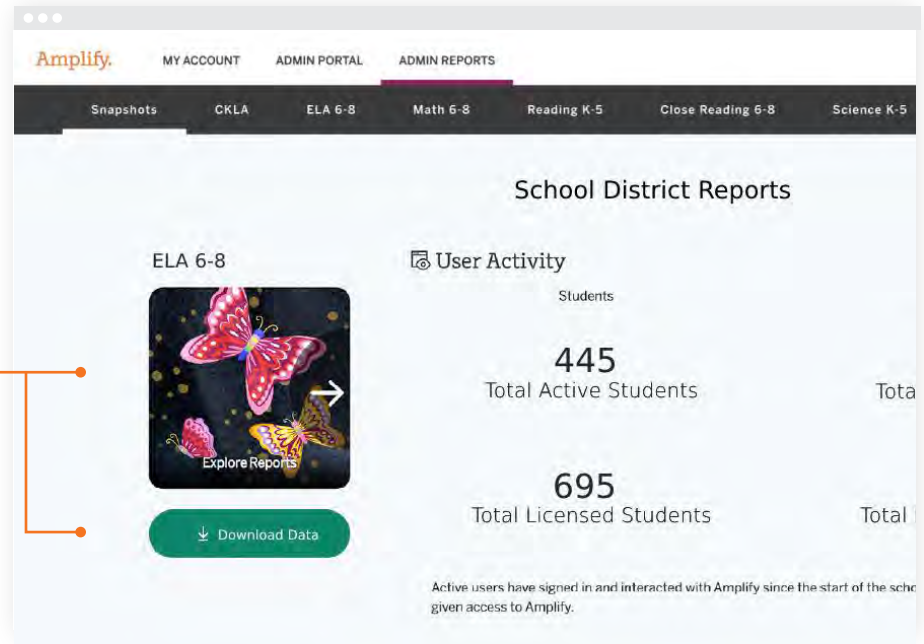
Administrator Reports are available in the navigation tab at the top of the screen.

Upon login, administrators will land on the **Snapshots** page:



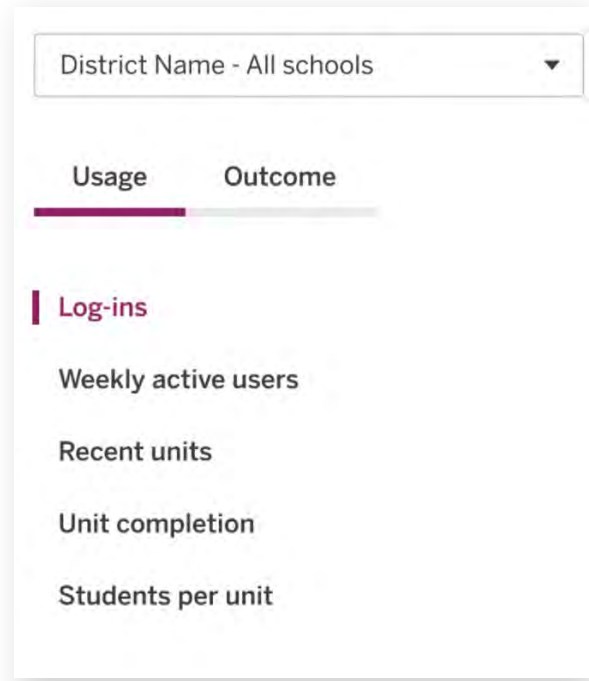
This gives a quick glance at the number of active students versus total licensed students, and active teachers versus total licensed teachers.

From Snapshots, navigate to: **Explore Reports** or **Download Data**.

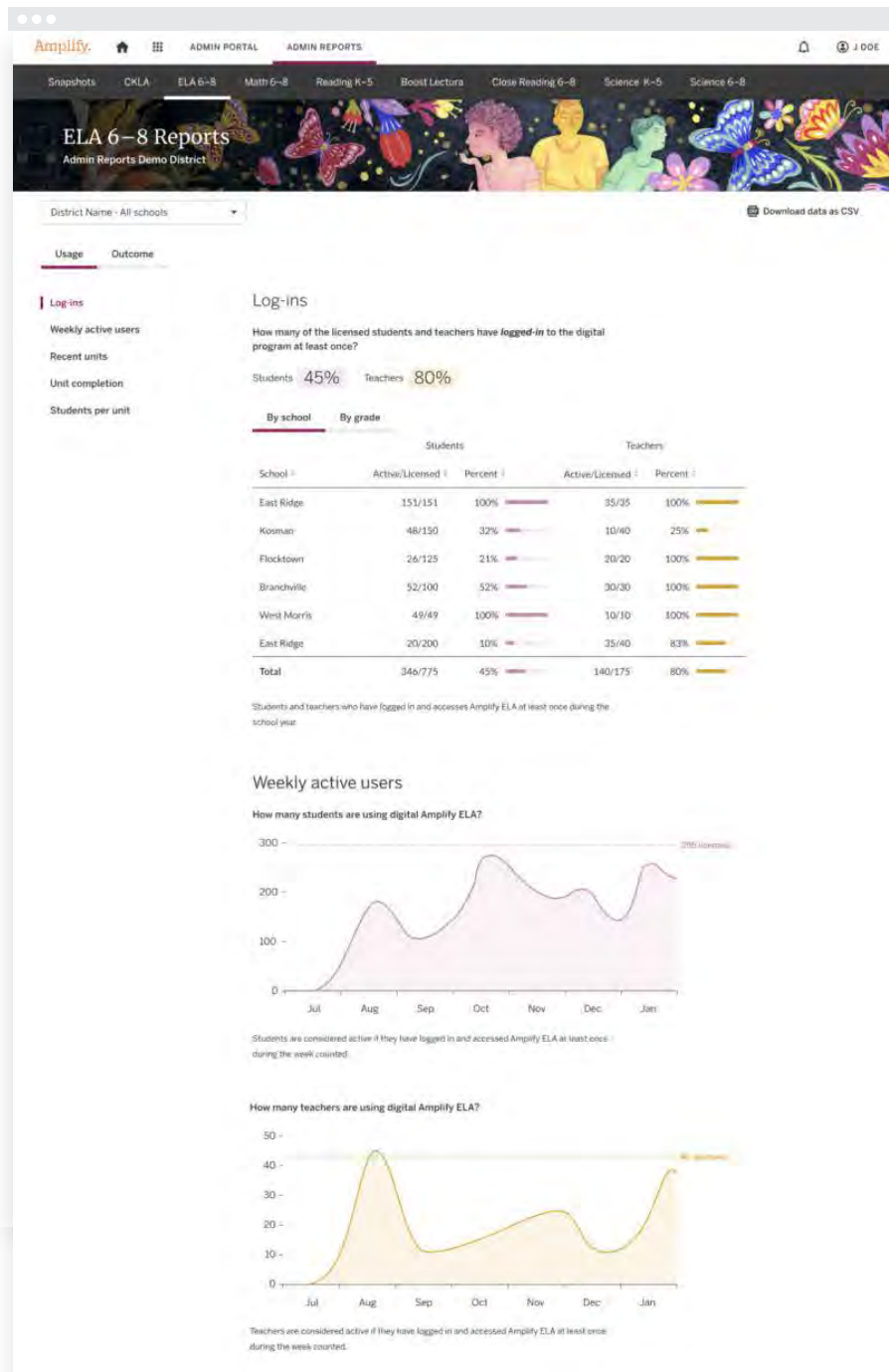


By clicking on **Explore Reports**, administrators can navigate to **Usage** and **Outcomes** reports.

If you are a district administrator or a multi-school administrator, use the drop-down menu to filter by a specific school.



# Usage



Administrators can see usage reports from the **Usage** page. These reports provide an overview of student and teacher activity, including:

- Log-ins by school, grade, and role.
- Weekly active users.
- Units taught in the last week.
- Unit assessment completion by unit.
- Number of students who have done work in the curriculum by unit.

Hover over each report for additional details.

# Outcomes

From the **Outcomes** page, administrators can see growth and progress reports on:

- Writing focus.
- Grammar conventions.
- Solos handed in per lesson.
- Words written per unit.
- Exit Tickets handed in (applicable to select editions).
- Average amount of teacher feedback received per school, or per class.

Hover over each report for more details.

The screenshot shows the Amplify Admin Reports interface for ELA 6-8. The main navigation includes 'Snapshots', 'CKLA', 'ELA 6-8', 'Math 6-8', 'Reading K-5', 'Close Reading 6-8', 'Science K-5', and 'Science 6-8'. The 'ELA 6-8 Reports' section is active, showing 'Admin Reports Demo District'.

**Writing focus**

Are students focused on their writing?

| Unit                            | Score 0 | Score 1 | Score 2 | Score 3 | Score 4 |
|---------------------------------|---------|---------|---------|---------|---------|
| 8B: Liberty & Equality          | 0%      | 0%      | 18%     | 27%     | 55%     |
| 8A: Perspectives & Narrative    | 22%     | 4%      | 22%     | 24%     | 28%     |
| 7C: Brain Science               | 0%      | 37%     | 4%      | 14%     | 45%     |
| 7B: Character & Conflict        | 100%    | 0%      | 0%      | 0%      | 0%      |
| 7A: Real-World Girl & Narrative | 0%      | 0%      | 1%      | 20%     | 79%     |
| 6F: The Titanic Collection      | 8%      | 5%      | 8%      | 52%     | 35%     |
| 6D: The Greeks                  | 8%      | 4%      | 17%     | 32%     | 49%     |
| 6C: The Chocolate Collection    | 10%     | 8%      | 17%     | 31%     | 34%     |
| 6B: Mysteries & Investigations  | 3%      | 2%      | 18%     | 48%     | 29%     |
| 6A: Dahl & Narrative            | 1%      | 1%      | 9%      | 33%     | 56%     |

Students grouped by their Automated Writing Evaluation Focus score. The desired majority of scores should be 2, 3, or 4.

**Grammar conventions**

Are the students using grammar conventions?

| Unit                            | Score 0 | Score 1 | Score 2 | Score 3 | Score 4 |
|---------------------------------|---------|---------|---------|---------|---------|
| 8B: Liberty & Equality          | 0%      | 0%      | 47%     | 20%     | 33%     |
| 8A: Perspectives & Narrative    | 0%      | 0%      | 10%     | 30%     | 60%     |
| 7C: Brain Science               | 0%      | 0%      | 43%     | 14%     | 43%     |
| 7B: Character & Conflict        | 0%      | 0%      | 8%      | 8%      | 84%     |
| 7A: Real-World Girl & Narrative | 0%      | 0%      | 82%     | 18%     | 0%      |
| 6F: The Titanic Collection      | 0%      | 0%      | 31%     | 31%     | 38%     |
| 6D: The Greeks                  | 0%      | 0%      | 30%     | 34%     | 36%     |
| 6C: The Chocolate Collection    | 0%      | 0%      | 27%     | 25%     | 48%     |
| 6B: Mysteries & Investigations  | 0%      | 0%      | 21%     | 21%     | 58%     |
| 6A: Dahl & Narrative            | 0%      | 0%      | 20%     | 20%     | 60%     |

Students grouped by their Automated Writing Evaluation Conventions focus score. The desired majority of scores should be 2, 3, or 4.

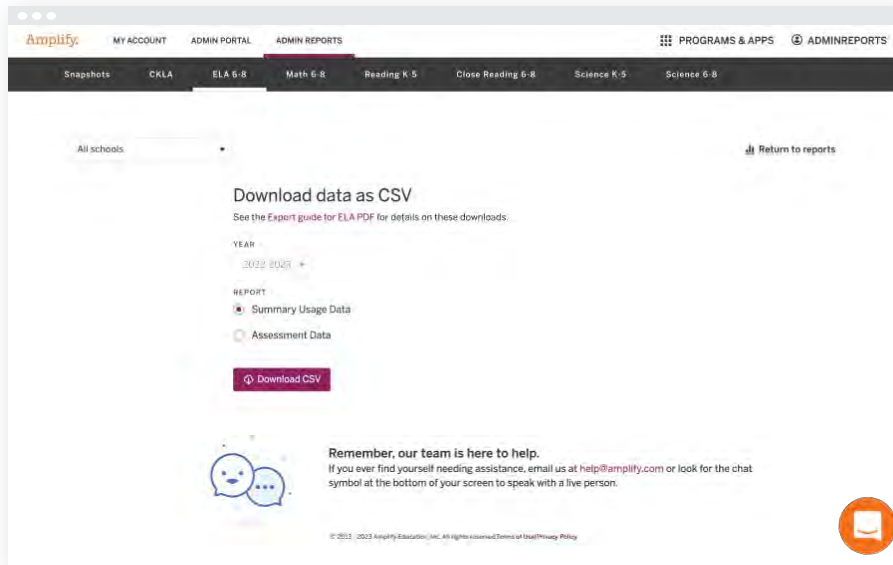
**Solos per lesson**

How many solos handed in per lesson?

| Unit / Sub-unit / Lesson ↓ | Unit Title           | Number of Solos Submitted |
|----------------------------|----------------------|---------------------------|
| 6A / SU-02 / L-01          | 6A: Dahl & Narrative | 70                        |
| 6A / SU-02 / L-02          | 6A: Dahl & Narrative | 69                        |
| 6A / SU-02 / L-03          | 6A: Dahl & Narrative | 92                        |
| 6A / SU-02 / L-04          | 6A: Dahl & Narrative | 67                        |

Number of solos submitted by students per lesson. Students complete these formative assessments individually before class, or teachers can choose to incorporate them during class time.

## Data Export



Administrators can download usage data and assessment submissions by choosing a year, a report, and clicking the **Download CSV** button. This will download a CSV file that includes detailed student data over the given school year.



If you need help, just click on the **Amplify chat icon** in the bottom right corner of your screen.

For more information on Amplify ELA,  
visit [my.amplify.com/help/amplify-ela](https://my.amplify.com/help/amplify-ela).



Amplify.