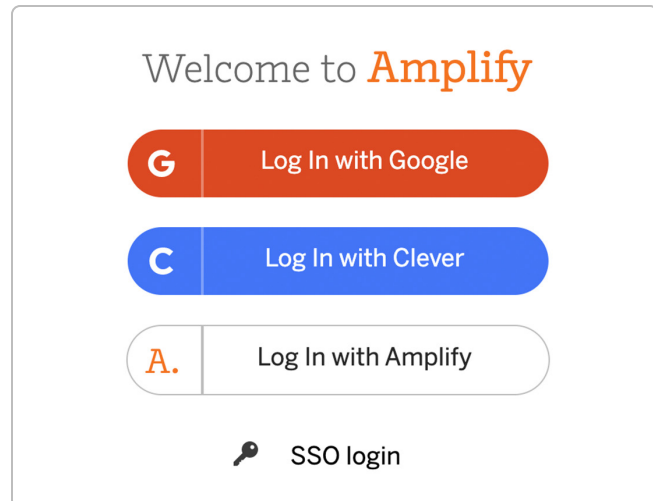


# 6–8 MS Students | Clever Login

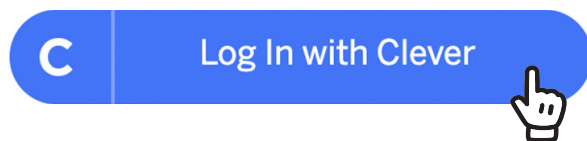
- ✓ 1. Go to **learning.amplify.com**

Reminders:

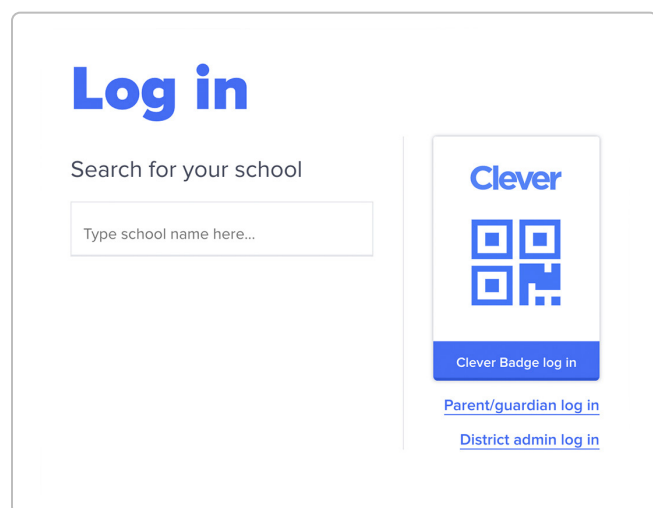
- Use the latest version of Safari or Chrome
- Supported devices: iPad 5 or more recent, MacBooks, Windows laptops or desktops, and Chromebooks
- **Pro Tip:** Bookmark this url in your browser



- ✓ 2. Select **Log In with Clever**



- ✓ 3. Search for and **select your school by name or DBN** (ex. 00M000 - PS/IS School Name)



## 6–8 MS Students | Clever Login

4. Select **Students, Teachers, and School Staff**

NYC New York City Dept Of Education  
[Not your district?](#)

Log in with NYCENET - Recommended for Students and Teachers

Students, Teachers, and School Staff

Having trouble? [Get help logging in!](#)

Clever  
Clever Badge log in  
[District admin log in](#)

5. Enter your district **student OSIS number** in both **username** and **password** fields

Students: Student OSIS Number (example: 123456789)

Teachers: Employee Reference ID Number (example: 1234567) \*not your file number\*

SPOCs and School Admins: Email Address (@schools.nyc.gov)

USERNAME

PASSWORD [Show](#)

Having trouble? [Get help logging in!](#)

Log in

Clever  
Clever Badge log in  
[District admin log in](#)

6. Click **Log In**

Contact your teacher for login support.