

Fluency 3	<b>Activity Breakdown:</b> <ul style="list-style-type: none"> <li>• Present a list of words from the story to the class that you pretend not to understand (or be able to pronounce, depending on the goal).</li> </ul>
Grade 4–6	<ul style="list-style-type: none"> <li>• Students review the story for themselves to find other words that are difficult for them to pronounce and/or understand the meaning of, and add those words to the board.</li> <li>• Students, with your guidance, group the words into two categories: <ul style="list-style-type: none"> <li>• those that someone in the class may have a clue about.</li> <li>• those that are a complete mystery.</li> </ul> </li> </ul>
<b>Goals:</b> <ul style="list-style-type: none"> <li>• To instill a class atmosphere where questions and curiosity about words are encouraged.</li> <li>• To make students aware of words that are challenging in the text.</li> <li>• To help students to be able to pronounce challenging and/or multisyllabic words.</li> <li>• To help students understand the meaning of challenging words in the text.</li> </ul>	

## Prepare

- Print out one copy of [A Forgettable Adventure](#) for you and one for each student.
- Print out one copy of [Word Detectives - Word List from A Forgettable Adventure](#) for you and one for each student.
- Get a dictionary(ies), either book or online, one for you and one for each student.

## Introduce



**I need your help. When I read the story, I found some words that I had a hard time with.** Write the words from the word list on the board.

## Activity



1. When you read, it's common to find challenging words. But good readers rarely let them slip by. They become Word Detectives! Word Detectives use clues and tools to help them understand challenging words. I'm sure some of you are already great Word Detectives, and today, you'll all become better at it! The first thing you need to do is identify your suspects. I want you to read through the story and underline any words that you find challenging for any reason. Remember, good detectives would never let a suspect slip by if they weren't 100 percent sure of its meaning or pronunciation.
2. Begin the activity and give appropriate work time for the length of the passage.

## Activity *Continued*

3. I'm glad to have such helpful detectives! Now, as we hear which suspects each detective has found, remember: Different detectives have different suspects. You may even be able to help other detectives with a suspect they have identified. But, don't call it out. That's not fair to all of the detectives here! After all of the suspects are on the board, there will be a chance to help.
4. Add students' words to yours on the board. Create an environment in which students are willing to share their uncertainty by referring back to your own list, sharing why you were uncertain, keeping the class from calling out replies, and by commending those willing to share their questions. Celebrate as the list grows bigger. We are really going to understand everything about this story after this!
5. Now that we have our suspects, we have some work to do. A good detective needs to be organized, so we'll organize our list. Make a table on the board with two columns:

Words we may know or have a clue about	Words that are very mysterious

6. If you think you can help with one of these challenging words, raise your hand, tell me which word, and I'll put it in the Words we may know column. Don't tell us the clue yet, that's coming soon! The words that no one feels he or she can help with will be put in the mysterious column.
7. After all of the words are sorted, invite students to explore the words for which they feel they have clues for the meaning or pronunciation.
  - a. This could come by way of a formal class discussion, with students individually sharing ideas.
  - b. For a more lively experience, students could be led toward first interviewing one another before sharing results with the group, like true detectives!
8. If these ideas do not arise from class sharing...
  - a. Point to phonemes, syllabication, and similar words for clues on pronunciation difficulties.
  - b. Discuss prefixes, suffixes, roots, and similar words that the class may know for difficulties with meaning.
9. After all of the words in the first column have been discussed and their clues recorded, it is time to check them and move on to those in the second column.

## Activity Continued

- a. If your students are skilled in using the dictionary, divide them into groups and give them some words to look up. Each group should have some words from the first column, so they may test the class' theories, and some from the second column to research on their own.
- b. Optionally, you can read or paraphrase a definition to the class from the dictionary. **Let's see how good our detective instincts were!**

## Wrap-Up



After all of the challenging words have been addressed, have the students reread the story and discuss how being a Word Detective has impacted their reading.

### Support

Have students read to you. Note which words were challenging for the student to pronounce, or ask questions about the meanings of words they suspect may be challenging for the student.

### Challenge

Have students "edit" the story. Instruct them to replace words in the story with synonyms that maintain the story's meaning.

# What Do You See in the Scene? A Reading Scavenger Hunt

Fluency	<b>Activity Breakdown:</b> <ul style="list-style-type: none"><li>• Students reread the passage individually or in groups.</li><li>• While reading, students look for elements of the story asked for by you and/or brainstormed by them.</li><li>• Closing discussion compares the findings of students and clarifies the elements for all. t</li></ul>
<b>Goals:</b> <ul style="list-style-type: none"><li>• To help students find and visualize important aspects of the story.</li></ul>	

## Prepare

- Print out a copy of ["How Old You Are!"](#) for you and one for each student.
- Prepare a space on a whiteboard to write the story elements students will search for.

## Introduce



1. **What's your favorite movie? Why is it your favorite movie? What happens in the movie?** Encourage students to share specific story elements about their favorite movie, such as the main character, hero, or villain, as well as the peak scene.
2. **When a director is making a movie, he or she needs to know a lot about the story. Each element is important to make the story come to life. What parts of the story would be important to consider if you were making a movie or play out of it?** Allow for group discussion and sharing. Help students consider:
  1. **Characters in the story**
  2. **Setting**
  3. **Dialogue**
  4. **Action**
3. **Today, your goal is to treat this story like you are a famous director. You'll need to find all the things that will help your audience see the story as you want them to. For example, the setting—where the story takes place, is important in most written work. Where does this story take place?** Allow for group discussion and sharing.

# What Do You See in the Scene? A Reading Scavenger Hunt

## Activity

**Here are your directions. In this story, “[How Old You Are!](#)”, I want you to look for the following story elements, as you read.** On the board, write the story elements that students should look for. Depending on reading level/ability consider:

1. Characters
  - a. Names and relevant information:
    - i. Chanda—four years old
    - ii. Dad
    - iii. Background family members
  - b. Traits
    - i. It could be inferred that Chanda is
      1. innocent/young/naive from her confusion
      2. Bossy for making her family all wear party hats
      3. Funny/outspoken for her final joke
    - ii. It could be inferred that her Dad is
      1. Kind for setting up the party for his daughter
      2. Inarticulate for asking the question in a confusing wayz
  - c. Motivations
    - i. Chanda wants everyone to wear hats at the party, wants to answer her Dad’s question precisely.
    - ii. Dad wants Chanda to have a great party, wants to document it for family members not present.
  - d. Feelings/thoughts
    - i. Chanda is initially happy, then confused, then sad, then returns to happy
    - ii. Dad may be seen as initially happy, but then feels bad when Chanda is sad
2. Setting
  - a. Physical descriptions: Dining room, colorful tablecloth, streamers, candlelight
3. Dialogue
  - a. Characters involved: Chanda and Dad
  - b. Meaning/purpose: Dad asks Chanda a question about her age, which she confuses because of the wording, “Can you tell me how old you are.” She repeats “How old you are.” There is confusion because Chanda thinks he wants her to repeat the phrase, but he actually wants her to answer the question.

## Activity Continued

### 4. Action

- a. Movements by characters: Dad has decorated, Chanda blows out the candles, Dad films, they converse, Chanda cries, Dad comforts
- b. General “action” of the story
  - i. Problems—There is confusion because Chanda thinks he wants her to repeat the phrase, but he actually wants her to answer the question.
  - ii. Resolutions—Dad comforts and clarifies, Chanda jokes, they all eat cake.

Grades: 4–6

Lexile® Measure: 900L - 1000L

Mean Sentence Length: 14.03

Mean Log Word Frequency: 3.67

Word Count: 519

### “How old you are!”

It was a simple question, really. It was certainly nothing that should’ve made one person cry and the rest of the room burst into laughter. But that’s exactly what it did. When Chanda’s dad asked it on her fourth birthday, he never could have anticipated this outcome.

The scene was beautifully set. In their dining room, Chanda’s dad had created a birthday wonderland. The table was covered with a colorful cloth, streamers were strung from the walls and the ceiling, and Chanda sat at the head of the table wearing the same cone-shaped hat that she had insisted all of the relatives surrounding her wear, too. Everyone sang and smiled as the darkened room suddenly filled with the light of the four candles being carried in on Chanda’s birthday cake.

Chanda’s dad eagerly filmed everything with his phone. He wanted to be able to share this moment with relatives who lived too far away to attend. And he thought it would be a really great touch to interview the birthday girl after she had blown out her candles. She blew them out, and as everyone clapped and the lights went on, he pointed his phone’s camera toward his daughter and asked, “Can you tell me how old you are?” Chanda smiled broadly as the smoke from the extinguished candles rose in front of her, and she replied with glee, “How old you are!”

# What Do You See in the Scene? A Reading Scavenger Hunt

Everyone in the room, all of Chanda's aunts, uncles, and grandparents, began to smile at the innocence of the reply. Chanda's dad chuckled a bit as he tried to clarify his question, "No, no, sweetie. Can you tell me how old *you* are?" Chanda looked a little confused and tried to do what she thought her father was asking her to do: repeat his words. She sheepishly repeated with new emphasis, "How old *you* are?"

At this point, the room began to fill with chuckles from everyone. No one meant it maliciously; everyone just thought it was adorable that Chanda was repeating what her father was saying, rather than answering his question. In her defense, he was asking it in a somewhat confusing way. But at this point, he began to laugh so hard that he couldn't think of any other way to ask it, so he tried again through his snickering, "No! No! Ha-ha! Can you tell me how *old* you are?" Chanda began to frown as she repeated in frustration, "How *old* you are!"

## Support

Guide students through finding the story elements and building a mental picture by posing questions such as:

- Who was in this story?
- Who is the story about?
- Where did the story take place?

## Challenge

Guide students to go deeper into their visualization by writing those things that may not have been explicitly stated in the story. For example, What are the characters wearing? What does the room or landscape look like?

## Wrap-Up



Discuss students' findings with the group. Make sure everyone in the group understands the essential elements of the story and how it evolves.

## Comprehension: Claim, Evidence, and Reading (Literary) Grade: 4

LESSON INFORMATION	PASSAGE INFORMATION
<p><b>Goal:</b> Students read to stake a claim based on evidence, then collaborate to refine their claim.</p> <p><b>Time:</b> 45 minutes</p> <p><b>Class Size:</b> Small group</p> <p><b>Sample Passage Title:</b> <a href="#">Dad's Kitchen Nightmare</a></p> <p><b>Materials Needed:</b> Copies of individual poll worksheet; copies of the text <i>Dad's Kitchen Nightmare</i>; whiteboard or chalkboard for students to share ideas</p>	<p><b>Genre:</b> Literary</p> <p><b>Grade:</b> 4</p> <p><b>Passages:</b> Select passages that include rich content and on the higher end of the qualitative and quantitative text complexity continuum for the grade level.</p>

### Introduction (10 minutes)

#### 1. Preview the text

- Provide a brief explanation of the text.



We are going to read a new text today. It is about a dad who loses his phone in the morning.

#### 2. Explain the skill

- Provide a brief statement of the purpose of the activity.



Today we are going to use the things we read to support how we think about the text. It is called using evidence. After we read a text, I will share a statement with you. Your job will be to agree or disagree with that statement and use information or evidence from the text to support your answer.

### Close Reading – Independent Response (18 minutes)

#### 1. Engage in a group read

- Read the text as a group. Randomly call on students to read portions of the text. Ensure your pattern of calling on students is unpredictable so all students continue to read along.



- Highlight key vocabulary — define the words and provide examples. Have students share examples.
  - complicated
  - detective
  - glance
  - hearty
  - immediately
  - mutter
  - routine
  - sprout
  - squint
  - stumble
- Ask text-dependent questions throughout the reading.

Page	Question	Possible Response
1	How does the narrator like her cereal?	She likes her Corn Crispies with rice milk, crushed walnuts, raisins, sliced bananas, and a sprinkle of cinnamon, just like her dad.
1	What time did the narrator wake up?	She woke up at 5:45 a.m.
1	What did the narrator do before she took a shower?	She poured herself orange juice and read her dad's to-do list.
2	How many siblings does the narrator have?	She has a sister and a brother.
2	What drama did the narrator hear in the kitchen?	She heard her father looking for his phone.
2	What was in the cupboard instead of cereal?	There was a pack of light bulbs.

2	What does “a germ of an idea sprouted in my mind” mean?	It means the narrator is starting to understand what happened to the phone.
3	What was the first item on Dad’s to-do list?	The first item was: Call the office.
3–4	Why does Kendra think that Dad made the phone call while he was changing the bulb?	Since the light bulbs are where the cereal should be, she knows her dad was probably doing too many things at once which made him confused.
4	Where did Dad find his phone?	He found his phone in the kitchen cupboard where the light bulbs should be.
4	Why did Dad dash out the door at the end?	He was late for work.

## 2. Preview the individual poll activity



Now that we’ve read the text, I am going to share a statement or sentence about the text. Your job is to decide whether you agree or disagree with this statement based on what we have read in the text.

Collecting details and information from the text supports how we think about the text. It is called using evidence. I want you to use evidence from the text to explain whether you disagree or agree with the statement. Your job will be 1) to agree or disagree with that statement and 2) use information or evidence from the text to explain your answer.

## 3. Post the statement: The narrator wants to be like her dad.

- Read aloud and project or pass around a statement you have created for this text and the individual poll sheet. The statement should solicit a range of responses and text-based discussions. Make sure students are able to agree or disagree with the statement.



Now that we’ve read the text, I want you to think about this statement. Do you agree or disagree? Do you agree strongly or just a little with the statement, or do you disagree strongly or just a little with the statement? Circle the spot on the line that shows how much you agree or disagree.

#### 4. Reread and complete the individual poll



Now you are going to read the text on your own. While you are reading, find pieces of evidence from the text that support your reason for agreeing or disagreeing with the statement. You should find at least three pieces of evidence. Write your evidence in the explain your response section.

*Examples of evidence from the text:*

1. The narrator says her dad's routine is the most complicated
2. The narrator says : "Like father, like daughter: My favorite breakfast was exactly the same."
3. The narrator reads her dad's to-do list
4. The narrator says, "I knew he was running late, but I was enjoying this too much."
5. The narrator takes the time to help her dad find his phone
6. The narrator says her dad was confused

#### 5. Monitor independent reading

- While students are reading, walk around the room and ask questions.



What new words are you seeing? What new things are you learning? How are you building on what you already knew? What pieces of evidence support your opinion about the statement?

### Close Reading – Share and Edit Responses (15 minutes)

#### 1. Pair the students

- Pair each student with another student who had a different response to the statement.



Find a partner who had a different response to the individual poll.

#### 2. Partner discussion

- Prompt students to compare their answers and try to convince their partner of their answer using the cited evidence.



Compare your answers and try to convince your partner that you are correct. Use the evidence you listed.

- Circulate during the discussion. Ask students to clarify their claims using evidence.

### 3. Prompt students to revisit the individual poll

- Prompt students to indicate whether they agree or disagree with the statement and then answer the question about whether their thinking changed or stayed the same after talking to their partner.



**Let's go back to the individual poll. Now that you've talked with your partner, did your answer change? Explain why your answer stayed the same or changed. Use evidence from the text or from your partner.**

### Wrap Up (2 minutes)

#### 1. Review the results

- Ask students whose agreement or disagreement with the statement changed or stayed the same.



**Raise your hand if your partner convinced you to change your response. Raise your hand if your partner didn't.**

#### 2. Close the activity



**Today we practiced using evidence to support our thinking about a text. We read *Dad's Kitchen Nightmare* together, and then individually. We found evidence to support whether we agreed or disagreed with the statement. We worked with our partners to try to convince them of our point of view based on the evidence we collected.**

### Common Core Anchor Standards:

CCSS.ELA-LITERACY.CCRA.R.1:

Read closely to determine what the text says explicitly and to make logical inferences from it; cite specific textual evidence when writing or speaking to support conclusions drawn from the text.

CCSS.ELA-LITERACY.CCRA.R.2

Determine central ideas or themes of a text and analyze their development; summarize the key supporting details and ideas.

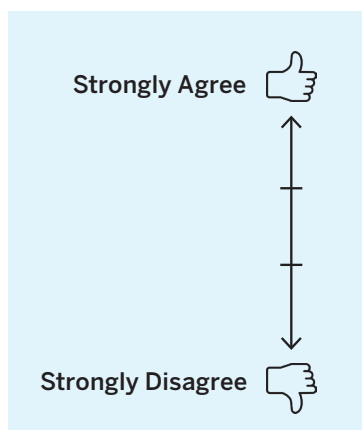
CCSS.ELA-LITERACY.CCRA.R.10

Read and comprehend complex literary and informational texts independently and proficiently.

## INDIVIDUAL POLL

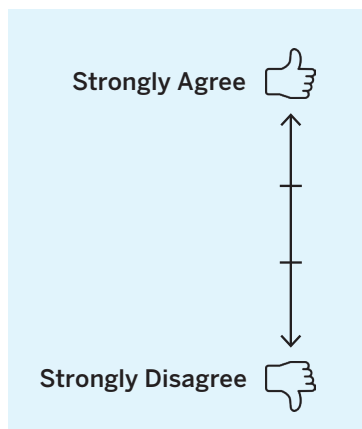
The narrator wants to be like her dad.

- **Poll 1**  
Do you agree with the statement?



Explain Your Answer. Use evidence from the text.

- **Sharing**  
My partner and I agreed or disagreed. (circle one)
- **Poll 2**  
After your discussion, do you agree with the statement?



Has your thinking changed after speaking with your partner? If so, explain what he or she said that caused you to change your answer.

Has your thinking stayed the same after speaking with your partner? If so, explain what he or she said and why it didn't change your answer.

Comprehension 2	<b>Activity Breakdown:</b> <ul style="list-style-type: none"><li>• Students review the two passages and the “clues” (descriptive/figurative language) they found in each.</li><li>• Students/teacher organize the clues in Venn Diagram fashion.</li><li>• Additional discussion compares and contrasts the two stories.</li></ul>
Grade 4–6	

<b>Goals:</b> <ul style="list-style-type: none"><li>• To review each story and its descriptive/figurative language.</li><li>• To create a visual representation of their text evaluation, providing an avenue for comparative analysis.</li><li>• To discuss the similarities and differences of the stories.</li></ul>
---

## Prepare

- Print out a copy of [Riding Riddle](#) and [Roadways and Old Ways](#) for you and each student.
- Draw a Venn diagram on a whiteboard or large piece of paper to refer to in later activities.
- Provide pencils, pens, and/or highlighters.

## Introduce



The mystery remains: could these two stories have been written by the same author? But before we dive into the clues, let’s remind ourselves what each story is about. Can someone tell me what *passage 1* was about? How about *passage 2*?

Now that we remember the basics, it’s time to review the clues! The language of each passage can help us guess whether or not they were written by the same person. Finding their similarities and differences will help us make the best guess.

Lead students in a general review/retelling of each story.

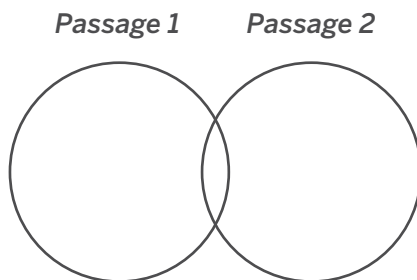
## Activity



These two stories are not identical, so we may not find many instances with *exactly* the same language. What we are looking for is the *type* of language. For instance, the stories may take place in very different settings, but each story could still have a very rich description of its setting. That would be a similar type of language.

Draw a large Venn diagram with two circles on the whiteboard. Write the title of one of the stories above each circle.

## Activity Continued



If we think there's something similar about the two stories, we will add that clue to the intersecting middle section of the Venn Diagram. For example, if both authors used many adjectives to describe their setting, we could write "Setting strongly described" in the middle section. But if we think that one story has something that the other doesn't, we will add it only to the circle for that story.

Use the questions to guide discussion about the clue found in each story:

1. **How did the author of the first passage describe its setting? Give me an example from the text.** The author of [Riding Riddle](#) uses the outside of the house and its backyard as a setting. They are described as:
  - a. House-- Tall windows, still, dark, ghost town, brick steps, stained-glass front door,
  - b. Backyard-- Soft grass, stone path leading to it with horseshoes painted on, enclosed by wooden gate/fence, with an ancient oak tree
2. **How did the author of the second passage describe the setting? Give me an example from the text.** The author of [Roadways and Old Ways](#) uses the interior of a Magneto-Pod as the setting. It is described as brand-new 2080 edition, like an elegant silver bullet with windows, hovering, luxury, darned, with all the comforts of a 2079 home: massaging recliners, a virtual-reality entertainment system, a self-cooking/cleaning kitchen, and a robotic toilet, and zipping by trees.
3. **Is this a similarity or a difference? Why do you think so?**
4. **Where does "setting description" go on our Venn diagram? Is this a similarity or a difference? Why do you think so?** Though the settings are very different, both could be thought of as richly described. The mood and time may be cited as a difference, but there is strong evidence for similarity in the type and amount of description.
5. **How did the author of each story describe the characters?**
  - a. The author of [Riding Riddle](#) uses Kailor as a main character, her parents as minor ones.
    - i. Kailor could be inferred to be of school age (young), inquisitive, active, intelligent, a problem-solver
    - ii. Her parents may be inferred as cautious, generous, kind, mischievous

To increase student engagement, pose the question first, provide wait time, and then call on individually selected students or on the whole group.

Show students how to find some of these examples in the passage.



## Activity Continued

- b. The author of [Roadways and Old Ways](#) uses Rian and his grandfather as main characters.
      - i. Rian could be inferred to be disinterested initially, even a bit arrogant regarding his grandfather's "old-fashioned ways." Rian is later stunned at the wisdom of his grandfather
      - ii. Rian's grandfather could initially be inferred as distant, nostalgic, and perhaps even sad. Later he could be thought of as wise, or even scolding of Rian.
6. **Is this a similarity or a difference? Why do you think so?** Both stories describe the characters, but often in inferential ways. Also, both use family dynamics and age as key elements. This gives strong evidence for similarity.
7. **What about the action of the story?**
  - a. The author of [Riding Riddle](#) uses action as a key element of the story. Kailor moves a lot to solve the puzzle.
  - b. The author of [Roadways and Old Ways](#) uses action far less. The Magneto-Pod may be moving swiftly, but the main focus of the story is the dialogue.
8. **Is this a similarity or a difference? Why do you think so?** A difference.
9. **What about the authors' use of dialogue.**
  - a. The author of [Riding Riddle](#) uses some dialogue. Kailor speaks to herself and her parents speak to her briefly.
  - b. The author of [Roadways and Old Ways](#) as the key element of the story.
10. **Is this a similarity or a difference? Why do you think so?** A difference, though there is some similarity.
11. **Were there instances of figurative/descriptive language?**
  - a. Adjectives: These are words that describe nouns, like *beautiful* lake.
  - b. Adverbs: These are words that describe verbs, like *slowly* swam.
  - c. Descriptive verbs: These verbs are chosen for the rich picture they paint. Like "sprinted" vs. simply "ran."
  - d. Metaphors: These compare by calling one thing another. *The hot car was an oven.*
  - e. Similes: These compare two things using "like" or "as." The girl walked *slow as a snail*.
  - f. Personification: This gives human qualities to nonhuman things. *Time crawled by.*
  - g. Hyperbole: This is an intentional exaggeration. *"I told you a million times!"*

## Activity Continued

## 12. Is there a similarity or difference here? Why do you think so?

Various opinions could arise here. There are few words or phrases that are exactly the same, but both authors do use a similar amount of description.

Grades: 4–6

Lexile® Measure: 800L - 900L

Mean Sentence Length: 11.81

Mean Log Word Frequency: 3.72

Word Count: 378

Riding Riddle

Kailor could tell that something about her house looked strange as soon as she got off the school bus. Usually, she could look through the tall windows and see lights on inside, or even see her family moving around. But everything seemed oddly still today...and dark, like a ghost town. She needed to investigate further.

As she walked up the brick steps to her large stained-glass front door, she noticed a note taped to it. "Ah-ha!" she said to herself, "A clue!" She slowly read the note aloud, "Where you learned to ride without training wheels." Kailor was puzzled for a moment; it had been almost three years since she first learned to ride her bicycle. "Hmmm...where did I do that?"

First, she tried to picture her bike with training wheels. She remembered how exciting it was just to pedal around on her "big-girl" bike. Then, she remembered her mom and dad worrying about taking the training wheels off. So, instead of having her ride on concrete, they had taken Kailor to the soft grass of... "the BACKYARD!" It suddenly came to her.

Kailor flew off the front porch, turned the corner, and began to run down the stone path toward the backyard. As she did, she noticed more clues on the brown rocks her feet sailed over. Someone had painted something down the length of the path that looked like two columns of silver letter n's. Or maybe they were upside-down u's? Kailor couldn't tell what they were, and she wasn't about to stop to investigate. She had to get to the backyard as fast as her legs would carry her.

When she reached the tall wooden gate that opened into the backyard, she suddenly solved the puzzle as she pushed the gate open. "Those weren't letter n's or u's...they were...horseshoes!" And there, behind the gate, under the shade of an ancient oak tree, eating mouthfuls of grass, was a golden horse with a white mane and a tail that seemed to float in the air like threads of silk. Her mom and dad stepped out from behind the tree to see Kailor's jaw drop to the ground. "Well..." her dad laughed, "for your birthday this year, we thought you needed to learn how to ride something else."

## Activity Continued

Grades: 4–6  
Lexile® Measure: 800L - 900L  
Mean Sentence Length: 11.84  
Mean Log Word Frequency: 3.51  
Word Count: 3

Roadways and Old Ways

"I can remember when these roads were still made of pavement, asphalt, rocks...and people still drove on them in cars with rubber wheels..." Rian's grandfather's voice trailed off as he looked out the window at the trees zipping by, getting lost in memories that seemed to pass before him just as quickly. "How long ago was that, Grandpa?" Rian questioned without looking up from his holo-phone; mostly, he asked just to bring his grandpa back to reality.

"Well..." his grandpa started, turning to look at Rian, "they started covering the old roads, the major highways anyway, with magnetic tracks back in 2045. And by 2055 they'd covered almost all the roads in every major city...and it just kept going. And people kept buying these darned Magneto-Pods! And now here we are, in good old 2079, and there's not any real roads left! People got so lazy they can't even bother to drive themselves anymore!"

Rian chuckled at his grandfather's old-fashioned notions, as their brand-new 2080 edition Magneto-Pod hovered above the magnetic tracks, gliding them to their destination at 150mph like an elegant silver bullet with windows. He finally looked up from his phone and asked, "Grandpa, you mean you'd rather drive yourself? Be forced to face forward—sitting in rows? Strapped onto your seat by a belt? In a vehicle powered by dangerous and polluting fossil fuels? You'd prefer all of that to being here in this luxury Magneto-Pod? Really?"

Rian's grandfather looked around the interior of the shining vessel. It had all the comforts of a 2079 home: massaging recliners, a virtual-reality entertainment system, a self-cooking/cleaning kitchen, and a robotic toilet. You could practically live in it. In fact, many people did live in their Magneto-Pods. But Rian's grandfather had never been that impressed with them. He leaned forward, toward his grandson sitting across from him, pushed back his glasses and said, "Listen, kid, just because you can get a robot or a machine to do everything for you now... It doesn't mean that you should let it, or that it's better for you. There's something to be said for learning how to do things on your own." Rian sat stunned. He had never thought of it like that before.

Grades: 4–6  
Lexile® Measure: 800L - 900L  
Mean Sentence Length: 10.09  
Mean Log Word Frequency: 3.59  
Word Count: 656

## **A Forgettable Adventure**

Captain Black woke in a daze, the crew of her Starglider unconscious, strewn on the floor all around her. She grabbed her head to keep the room from spinning as she tried to remember what had happened. The last thing she could recall was sitting in her chair, directing her crew toward the mysterious planet Amnesion3. Her memory was fuzzy after that. But through her fog, she could sense scattered memories of the atmosphere getting rough as they had approached to land. Had they crash-landed? Is that why everyone was unconscious? Is that why she had been unconscious?

She tried to rouse the crew for a moment, poking them, yelling at them. Nothing seemed to work. Captain Black wasn't surprised, as she had always been stronger than the rest of her crew. If they had crash-landed, she was certain she would've been the first to recover, anyway. She stood up and began looking around, trying to piece together what had happened. This was the first-ever exploration of Amnesion3, and Captain Black was determined not to let it end in disaster. Explorations of the other two planets in this system, Amnesion1 and Amnesion2, had not gone well.

The crew exploring Amnesion1 had suffered an embarrassing fate. The atmosphere of Amnesion1 was filled with a gas that, unknown to them, could permeate any spacesuit and immediately render anyone who breathed it unconscious. The famously embarrassing event involved the crew arriving, putting on their spacesuits, walking out of the ship to explore, and promptly losing consciousness. Other pilots that Captain Black knew still joked about that one. An exploration of Amnesion2 hadn't gone any better. Its atmosphere was filled with an equally potent gas that caused almost everyone who breathed it to get dizzy, think less clearly, and eventually forget the last several hours of their lives. Equally embarrassing, the crew of this expedition put on their spacesuits, walked out, and then promptly forgot why they were there and what to do next.

Captain Black wasn't about to let shameful moments like these to happen to her, nor would she let an opportunity like this slip away. Moving toward the door of the command center, she was ready to head down the hall to gather her spacesuit. She wanted to get to the planet's surface. Strangely, as she tried to pull open the

heavy metal door, the Starglider's computer spoke, "Warning! Command center air replacement complete. Hallway air replacement INCOMPLETE! Open door anyway?"

Puzzled, Captain Black paused. She couldn't imagine why the air of the command center had been replaced...or why the hallway's air was being replaced. Furthermore, she didn't remember starting that procedure, nor did she recall the computer doing so. "A malfunction. I'll handle it later," she muttered before commanding, "COMPUTER! OPEN!" The door's locks released, and she began to push down the large metal handle, breaking the pressure seal. A quick puff of air told her the door was opening.

Just then, from behind her, "Captain! Not again!" It was a member of her crew. Bewildered, she looked at him as the door slowly creaked open and he continued frantically, "SHUT THE DOOR! We crashed! Gases came into the ship! Like Amnesia1 plus Amnesia2! It's Amnesia3! Knocks you out and makes you forget! SHUT THE DOOR!"

With all strength and haste, Captain Black tried to push the heavy door back into place. But it was too late. Captain Black began to feel sleepy and droop, and so did the crew member who had just awoken. He continued in a fading voice, "I'm the only one...not affected by the memory part, Captain...you have to stop doing this... you've already...opened that door... seven..."

Captain Black was shocked, but could only sleepily yawn while trying to yell, "SEVEN TIMES?"

The crewmember continued, "Seven...ty-seven times..."

Soon, everyone was once again asleep, and once again the computer's voice was the only one to be heard. "Warning! Command center air compromised! Sealing command center door, now. Beginning air replacement, now."

# Word Detectives - Word List

Fluency 3, Grades 4–6

Passage: [A Forgettable Adventure](#)

**Suggested words:** daze, strewn, atmosphere, rouse, recover, disaster, permeate, render, potent, furthermore, procedure, malfunction, bewildered, haste

\*Students should add their own words from the passage

Words we may know or have a clue about	Words that are very mysterious

Grades: 4–6  
Lexile® Measure: 900L - 1000L  
Mean Sentence Length: 14.03  
Mean Log Word Frequency: 3.67  
Word Count: 519

### “How old you are!”

It was a simple question, really. It was certainly nothing that should’ve made one person cry and the rest of the room burst into laughter. But that’s exactly what it did. When Chanda’s dad asked it on her fourth birthday, he never could have anticipated this outcome.

The scene was beautifully set. In their dining room, Chanda’s dad had created a birthday wonderland. The table was covered with a colorful cloth, streamers were strung from the walls and the ceiling, and Chanda sat at the head of the table wearing the same cone-shaped hat that she had insisted all of the relatives surrounding her wear, too. Everyone sang and smiled as the darkened room suddenly filled with the light of the four candles being carried in on Chanda’s birthday cake.

Chanda’s dad eagerly filmed everything with his phone. He wanted to be able to share this moment with relatives who lived too far away to attend. And he thought it would be a really great touch to interview the birthday girl after she had blown out her candles. She blew them out, and as everyone clapped and the lights went on, he pointed his phone’s camera toward his daughter and asked, “Can you tell me how old you are?” Chanda smiled broadly as the smoke from the extinguished candles rose in front of her, and she replied with glee, “How old you are!”

Everyone in the room, all of Chanda’s aunts, uncles, and grandparents, began to smile at the innocence of the reply. Chanda’s dad chuckled a bit as he tried to clarify his question, “No, no, sweetie. Can you tell me how old *you* are?” Chanda looked a little confused and tried to do what she thought her father was asking her to do: repeat his words. She sheepishly repeated with new emphasis, “How old *you* are?”

At this point, the room began to fill with chuckles from everyone. No one meant it maliciously; everyone just thought it was adorable that Chanda was repeating what her father was saying, rather than answering his question. In her defense, he was asking it in a somewhat confusing way. But at this point, he began to laugh so hard that he couldn’t think of any other way to ask it, so he tried again through his snickering, “No! No! Ha-ha! Can you tell me how *old* you are?” Chanda began to frown as she repeated in frustration, “How *old* you are!”

The crowd of her relatives absolutely roared with laughter at the simple mistake. But the sounds and all the confusion were finally too much for Chanda to handle, and she burst into tears. Her dad rushed over to comfort her and explain the situation. "I'm so sorry, sweetheart! I just wanted you to tell the camera how old you are today." Chanda wiped away her tears and pointed at the cake, "Can't you even count candles?! I'm *four*!" At this, her family nearly fell over from laughing so hard. Telling such a good joke finally turned Chanda's frown upside down, and the whole room was then filled with smiles as the cake was served.



# Dad's Kitchen Nightmare

By Lisa Klobuchar  
Illustrated by Steve James



# Table of Contents

Chapter One

**Morning Routines** ..... 1

Chapter Two

**A Phone Vanishes** ..... 2

Chapter Three

**Clues in a List** ..... 3

Chapter Four

**Aha!** ..... 4

**Glossary** ..... 5

## Chapter One

# Morning Routines

Everyone in my family had a morning **routine**. My dad's routine was the most **complicated**. Not only was he always late, he was constantly losing something. He also believed in a **hearty** breakfast. He had his Corn Crispies with rice milk, topped with crushed walnuts, raisins, sliced bananas, and a sprinkle of cinnamon. Like father, like daughter: My favorite breakfast was exactly the same. That's what led me to key clues on the day Dad lost his phone.

The night before the incident, I set my alarm for 5:45 a.m. Getting up that early was super-hard because it was still dark out. As I **stumbled** down the hall, I heard the hiss of water.

"Ugh," I grunted.

My sister Kendra had beaten me to the shower. I stumbled past the bathroom door and downstairs. I could see the glow of Dad's cell phone charging on the kitchen counter.

I poured myself a glass of orange juice. Half asleep, I **squinted** my eyes to read my dad's to-do list, which was posted on the fridge. Just then, I heard Kendra exit the bathroom, so I hurried back up to grab my turn.





## Chapter Two

### A Phone Vanishes

When I came back down about a half an hour later, a drama was unfolding in the kitchen. It wasn't Kendra and my brother Emmanuel fighting over food, as they usually did. Instead, it was Dad tearing around in his coat and hat, looking for his phone.

"Dad, I saw it right there earlier this morning," I said, pointing at the now-empty space on the kitchen counter.

"I'm going to be late. This is a nightmare!" Dad **muttered** as he climbed the stairs.

I opened the cupboard to start fixing my favorite breakfast. Instead of Corn Crispies, there was a four-pack of light bulbs with one missing.

"Strange," I thought.

I went to the pantry to get the bag of walnuts. Surprisingly, the box of Corn Crispies was there! I went to the fridge to get the rice milk, and I found the walnuts! Suddenly, a germ of an idea **sprouted** in my mind.

"Hey, Kendra," I said, "hand me Dad's to-do list."

I **glanced** at it and **immediately** knew where Dad's cell phone was.

"Dad!" I hollered. "Come downstairs now! I'll tell you where your cell phone is."

## Chapter Three

### Clues in a List

When Dad came back to the kitchen, I made him sit down at the table. I knew he was running late, but I was enjoying this too much.

“First of all,” I said, “we know the phone was here this morning, so someone must have moved it. Let me walk you step by step to reveal what happened. Kendra, can you read the first item on Dad’s to-do list?”

“It says, ‘Call the office.’”

“Is that item crossed off?”


“Indeed it is,” said Kendra.

“Can you read me the second item on Dad’s to-do list?”

“It says, ‘Change light bulb in kitchen,’” said Kendra. “It’s crossed off, too.”

“I submit,” I said with my best serious **detective** look, “that Dad made his phone call while he was changing the bulb.”

“How do you know that?” asked Dad. “I remember doing both those things, but I don’t remember doing them at the same time.”



## Chapter Four

### Aha!

“Here’s what happened,” I said. “Changing the bulb and talking on the phone got you confused. When you hung up and went to make your breakfast, you started putting things back in the wrong places.”

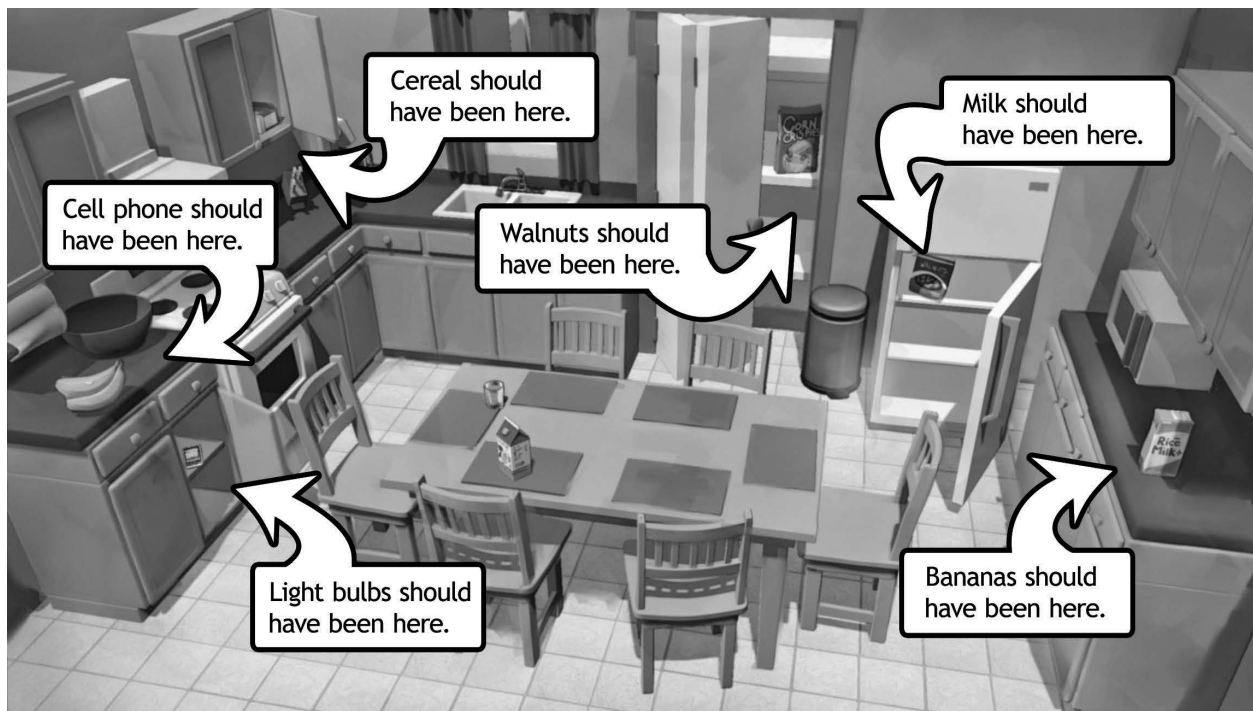
As I spoke, I walked around the kitchen, opening cupboard doors.

“You’ll see that the light bulbs are where the cereal should be. The cereal is where the walnuts should be. The walnuts are where the rice milk should be. The rice milk is where the bananas should be. The bananas are where the cell phone should be. Everything is one spot to the right of where it should be.”

“Aha! That means my cell phone is where the light bulbs should be!” said Dad. He opened the kitchen cupboard, and there was the phone!

“Just where I knew it would be!” I said proudly.

“What a great detective you are!” exclaimed Dad as he dashed out the door.



# Glossary

**complicated:** (adjective) difficult or confusing.

**detective:** (noun) person who investigates crimes.

**glance:** (verb) to take a quick or hurried look.

**hearty:** (adjective) large and filling.

**immediately:** (adverb) right away; at once.

**mutter:** (verb) to talk or complain quietly and unclearly.

**routine:** (noun) regular performance of certain activities.

**sprout:** (verb) to begin to grow.

**squint:** (verb) to partly close the eyes.

**stumble:** (verb) to lose balance while walking or running.

Grades: 4–6  
Lexile® Measure: 800L - 900L  
Mean Sentence Length: 11.81  
Mean Log Word Frequency: 3.72  
Word Count: 378

## Riding Riddle A Mystery

Kailor could tell that something about her house looked strange as soon as she got off the school bus. Usually, she could look through the tall windows and see lights on inside, or even see her family moving around. But everything seemed oddly still today...and dark, like a ghost town. She needed to investigate further.

As she walked up the brick steps to her large stained-glass front door, she noticed a note taped to it. “Ah-ha!” she said to herself, “A clue!” She slowly read the note aloud, “Where you learned to ride without training wheels.” Kailor was puzzled for a moment; it had been almost three years since she first learned to ride her bicycle. “Hmmm...here *did* I do that?”

First, she tried to picture her bike with training wheels. She remembered how exciting it was just to pedal around on her “big-girl” bike. Then, she remembered her mom and dad worrying about taking the training wheels off. So, instead of having her ride on concrete, they had taken Kailor to the soft grass of...“the BACKYARD!” It suddenly came to her.

Kailor flew off the front porch, turned the corner, and began to run down the stone path toward the backyard. As she did, she noticed more clues on the brown rocks her feet sailed over. Someone had painted something down the length of the path that looked like two columns of silver letter *n*’s. Or maybe they were upside down *u*’s? Kailor couldn’t tell what they were, and she wasn’t about to stop to investigate. She had to get to the backyard as fast as her legs would carry her.

When she reached the tall wooden gate that opened into the backyard, she suddenly solved the puzzle as she pushed the gate open. “Those weren’t letter *n*’s or *u*’s...they were...horseshoes!” And there, behind the gate, under the shade of an ancient oak tree, eating mouthfuls of grass, was a golden horse with a white mane and a tail that seemed to float in the air like threads of silk. Her mom and dad stepped out from behind the tree to see Kailor’s jaw drop to the ground. “Well...” her dad laughed, “for your birthday this year, we thought you needed to learn how to ride something else.”



Grades: 4–6  
Lexile® Measure: 800L - 900L  
Mean Sentence Length: 11.84  
Mean Log Word Frequency: 3.51  
Word Count: 367

## **Roadways and Old Ways**

### **A Science Fiction Story**

“I can remember when these roads were still made of pavement, asphalt, rocks...and people still drove on them in cars with rubber wheels...” Rian’s grandfather’s voice trailed off as he looked out the window at the trees zipping by, getting lost in memories that seemed to pass before him just as quickly. “How long ago was that, Grandpa?” Rian questioned without looking up from his holo-phone; mostly, he asked just to bring his grandpa back to reality.

“Well...” his grandpa started, turning to look at Rian, “they started covering the old roads, the major highways anyway, with magnetic tracks back in 2045. And by 2055 they’d covered almost all the roads in every major city...nd it just kept going. And people kept buying these darned Magneto-Pods! And now here we are, in *good old* 2079, and there’s not any *real* roads left! People got so lazy they can’t even bother to drive themselves anymore!”

Rian chuckled at his grandfather’s old-fashioned notions, as their brand-new 2080 edition Magneto-Pod hovered above the magnetic tracks, gliding them to their destination at 150mph like an elegant silver bullet with windows. He finally looked up from his phone and asked, “Grandpa, you mean you’d rather drive yourself? Be forced to face forward—sitting in rows? Strapped onto your seat by a belt? In a vehicle powered by dangerous and polluting fossil fuels? You’d prefer all of that to being here in this luxury Magneto-Pod? Really?”

Rian’s grandfather looked around the interior of the shining vessel. It had all the comforts of a 2079 home: massaging recliners, a virtual reality entertainment system, a self-cooking/cleaning kitchen, and a robotic toilet. You could practically live in it. In fact, many people did live in their Magneto-Pods. But Rian’s grandfather had never been that impressed with them. He leaned forward, toward his grandson sitting across from him, pushed back his glasses and said, “Listen, kid, just because you can get a robot or a machine to do everything for you now... It doesn’t mean that you should let it, or that it’s better for you. There’s something to be said for learning how to do things on your own.” Rian sat stunned. He had never thought of it like that before.